

2016-17 IUPUI JAGUARS BASKETBALL



SCHEDULE/RESULTS

(3-7, 0-0 SUMMIT)

Date	Opponent	Result/Time
Nov. 4	#St. Joseph's College	W, 87-74
Nov. 11	at Eastern Kentucky	L, 87-97
Nov. 13	^at Michigan	L, 65-77
Nov. 18	^Howard	W, 77-55
Nov. 19	^Eastern Michigan	W, 83-71
Nov. 22	^at Marquette	L, 79-104
Nov. 26	at SIUE	L, 58-61
Nov. 30	at Illinois State	L, 63-77
Dec. 3	at Ball State	W, 73-62
Dec. 6	at Illinois	L, 77-85
Dec. 10	at Miami (Ohio)	L, 68-71
Dec. 12	Urbana	7:00 pm
Dec. 17	at Southern Utah	6:00 pm
Dec. 20	at Northwestern	8:00 pm
Dec. 28	Marian	7:00 pm
Dec. 31	*Western Illinois	1:00 pm
Jan. 5	*at North Dakota State	8:00 pm
Jan. 7	*at South Dakota	4:15 pm
Jan. 11	*Omaha	7:00 pm
Jan. 14	*at Oral Roberts	4:00 pm
Jan. 18	*South Dakota State	7:00 pm
Jan. 21	*Denver	1:00 pm
Jan. 25	*at Fort Wayne	7:30 pm
Jan. 28	*at Western Illinois	8:00 pm
Feb. 1	*North Dakota State	7:00 pm
Feb. 8	*at Omaha	8:00 pm
Feb. 11	*Oral Roberts	7:00 pm
Feb. 15	*at South Dakota State	8:00 pm
Feb. 19	*at Denver	3:00 pm
Feb. 23	*Fort Wayne	7:00 pm
Feb. 25	*South Dakota	7:00 pm
Mar. 4-5	Summit League Quarters	tba
Mar. 6	Summit League Semis	tba
Mar. 7	Summit League Finals	tba

denotes exhibition
 ^ part of 2K Classic (campus sites)
 * denotes Summit League games
 & denotes Summit League Tournament games

MEDIA COVERAGE

TV: ESPN3

Greg Rakestraw (pxp); Bob Lovell (analyst)

Video Stream: ESPN3

Radio: 97.5 FM Fox Sports; iHeartRadio
 Morgan Adcock (pxp)

Live Stats: IUPUIJags.com

Twitter: @IUPUIJaguars / @IUPUIMensBball

MBB CONTACT

Ed Holdaway - IUPUI Assistant AD

Email: eholdawa@iupui.edu

Twitter: @EdHoldaway

Cell: 317-908-2645

'03 NCAA TOURNAMENT, 2010 CBI

URBANA (3-5) AT

IUPUI (3-7)

Monday, Dec. 12, 2016 - 7 p.m. - Indianapolis / Indiana Farmers Coliseum (6,800)

ABOUT THE SERIES



All-Time Record: IUPUI leads 1-0

Last Meeting: Dec. 19, 2005 - IUPUI 86, Urbana 69

Streak: IUPUI has won 1

Gardner vs. Foe: first meeting

THE JAGUARS



PROBABLE STARTERS (based on last game)

No.	Name	Yr.	Pos.	Ht.	Hometown	PPG	RPG	APG	FG%	3FG%	FT%
0	Dorell Combs	Sr.	G	6-2	Chicago, Ill.	16.6	1.5	3.5	.396	.302	.846
5	Kellon Thomas	Sr.	G	5-11	Indianapolis, Ind.	7.1	2.5	3.0	.263	.346	.952
15	Matt O'Leary	Sr.	F	6-8	Terre Haute, Ind.	14.8	6.8	2.7	.519	.390	.828
24	Evan Hall	So.	F	6-7	Hindman, Ky.	6.3	5.8	0.5	.585	---	.366
25	Ron Patterson	Jr.	G	6-2	Indianapolis, Ind.	8.9	1.9	1.5	.400	.375	.500

OFF THE BENCH

1	T.J. Henderson	So.	G	6-0	Indianapolis, Ind.	3.9	1.2	1.6	.371	.304	.667
11	Josh James	Sr.	F/C	6-9	Cedar Lake, Ind.	1.5	2.0	0.1	.333	---	.778
12	Chad Hudson	Fr.	G	5-11	Jeffersonville, Ind.	0.0	1.0	0.0	.000	---	.000
20	Grant Sinn	So.	G	6-2	Spencerville, Ind.	0.0	0.0	0.0	.000	.000	---
22	D.J. McCall	So.	G	6-6	Fort Wayne, Ind.	5.7	4.9	0.9	.486	.000	.600
33	Giovanni Fraser	Fr.	F	6-8	Coral Springs, Fla.	1.3	0.7	0.0	.444	---	.250
35	Noah Thomas	R-Fr.	F/C	6-9	Whitestown, Ind.	0.5	0.0	0.0	---	---	.500
45	Aaron Brennan	Jr.	F	6-6	Noblesville, Ind.	7.2	3.0	0.6	.529	.400	.824

QUICK HITTERS

- Today is IUPUI's first home game in three weeks. The Jags are 2-0 on their home floor this season and just 1-7 away from Indianapolis.
- IUPUI won the Indianapolis Subregional of the 2K Classic, capturing home wins over Howard (77-55) and Eastern Michigan (83-71). Junior **Ron Patterson** was named Subregional MVP (16.0 ppg, 9-of-17 3's).
- This marks the 45th season of IUPUI basketball and the 19th the Jaguars have competed at the NCAA Division I level. IUPUI enters the season needing just four wins to move to 250 during its D1 era.
- Head Coach **Jason Gardner** is the eighth head coach in the history of the program and is in his third year at the helm. The former Indiana Mr. Basketball and Arizona-star enters today with an 26-45 career record (15-17 in the Summit).
- IUPUI was picked 5th in The Summit according to the preseason polls, including one of the 32 first-place votes. The Jags trailed Omaha by 21 points, but easily cleared Oral Roberts by 132 points.
- Senior guard **Dorell Combs** was voted preseason First Team All-Summit League by the league's coaches after being picked to the league's All-Newcomer Team and 2nd Team All-League last season. Combs averaged a team-high 16.3 points and made 58 threes last year after sitting the previous season as a transfer. He closed his junior year with back-to-back 30+ scoring games, becoming the first IUPUI player to do so since **George Hill** in January 2008.
- Determined to rebuild the program with Indiana kids, Gardner has stayed true to his word as 13 of the team's 17 players hail from the Hoosier State this season. Five (**T.J. Henderson**, **Anthony Jones**, **Ron Patterson**, **Nick Rogers** and **Kellon Thomas**) are from Indianapolis.
- IUPUI will continue to rely heavily on the transfer market this year as four of the Jags' starters (Combs, Patterson, K. Thomas & **Matt O'Leary**) came to IUPUI via transfer.

2016-17 ROSTER

NUMERIC ROSTER

##	Name	Pos.	Ht.	Wt.	Yr.	Hometown/High School (Previous)
0	Darell Combs	G	6-2	195	Sr.	Chicago, Ill./Thornwood (Eastern Michigan)
1	T.J. Henderson	G	6-0	160	So.	Indianapolis, Ind./Scecina
2	Anthony Jones^	G	6-5	210	Fr.	Indianapolis, Ind./Speedway
5	Kellon Thomas	G	5-11	190	Gr.	Indianapolis, Ind./Southport (Kent State)
10	Nick Rogers #	G	6-1	170	So.	Indianapolis, Ind./Traders Point Academy (Toledo)
11	Josh James	F/C	6-9	225	Sr.	Cedar Lake, Ind./Andrean/Quakerdale [Iowa] Prep
12	Chad Hudson	G	5-11	175	Fr.	Jeffersonville, Ind./Don Bosco Prep
15	Matt O'Leary	F	6-8	225	Sr.	Terre Haute, Ind./Terre Haute North Vigo (Loyola)
20	Grant Sinn	G	6-2	180	So.	Spencerville, Ind./Fort Wayne Canterbury (North Park)
22	D.J. McCall	G	6-6	190	So.	Fort Wayne, Ind./Concordia Lutheran
24	Evan Hall	F	6-7	200	So.	Hindman, Ky./Knott County Central
25	Ron Patterson	G	6-2	200	Jr.	Indianapolis, Ind./Broad Ripple (Syracuse)
32	Elyjah Goss^	F	6-7	190	Fr.	Bolingbrook, Ill./Plainfield East
33	Giovanni Fraser	F	6-8	235	Fr.	Coral Springs, Fla./Coral Springs Charter
35	Noah Thomas	F/C	6-9	235	R-Fr.	Whitestown, Ind./Bridgton [Maine] Academy
40	Evan Borgman^	F	6-9	205	Fr.	Batesville, Ind./Jac-Cen-Del
45	Aaron Brennan	F	6-6	225	Jr.	Noblesville, Ind./Guerin Catholic

will sit out the 2016-17 season as a Division I transfer; ^ expected to redshirt the 2016-17 season

COACHING STAFF

Head Coach:	Jason Gardner
Alma Mater:	Arizona, '11
Career Record:	(26-47; 3rd season)
IUPUI Record:	(26-47; 3rd season)
Summit Record:	(15-17; 3rd season)
Associate Head Coach:	Matt Crenshaw
Alma Mater:	IUPUI, '04
Assistant Coach:	Scott Gillespie
Alma Mater:	Ripon College, '11
Assistant Coach:	Roy Hairston
Alma Mater:	Purdue, '97
Senior Advisor:	Andy Fagan
Alma Mater:	Indiana, '01
Strength Coach:	Jason Quarles
Alma Mater:	IUPUI, '12
Athletic Trainer:	Emily Nibbelink
Alma Mater:	Kansas, '05

PRONUNCIATION GUIDE

DARELL Combs (duh-RELL)

RADIO / TV ROSTER



#0 - DARELL COMBS
6-2 // Sr. // G
Chicago, Ill.




#1 - T.J. HENDERSON
6-0 // So. // G
Indianapolis, Ind.




#2 - ANTHONY JONES
6-5 // Fr. // G
Indianapolis, Ind.



#5 - KELLON THOMAS
5-11 // Gr. // G
Indianapolis, Ind.




#10 - NICK ROGERS
6-1 // So. // G
Indianapolis, Ind.



#11 - JOSH JAMES
6-9 // Sr. // F/C
Cedar Lake, Ind.



#12 - CHAD HUDSON
5-11 // Fr. // G
Jeffersonville, Ind.



#15 - MATT O'LEARY
6-8 // Sr. // F
Terre Haute, Ind.



#20 - GRANT SINN
6-2 // So. // G
Spencerville, Ind.



#22 - D.J. McCALL
6-6 // So. // G
Fort Wayne, Ind.



#24 - EVAN HALL
6-7 // So. // F
Hindman, Ky.




#25 - RON PATTERSON
6-2 // Jr. // G
Indianapolis, Ind.



#32 - ELYJAH GOSS
6-7 // Fr. // F
Bolingbrook, Ill.



#33 - GIOVANNI FRASER
6-8 // Fr. // F
Coral Springs, Fla.



#35 - NOAH THOMAS
6-9 // R-Fr. // F/C
Whitestown, Ind.



#40 - EVAN BORGMAN
6-9 // Fr. // F
Batesville, Ind.



#45 - AARON BRENNAN
6-6 // Jr. // F
Noblesville, Ind.



JASON GARDNER
Head Coach
3rd season

POLLS

ASSOCIATED PRESS

Week 5 (Dec. 5)

Rank	Team (1st)
1	Villanova (57)
2	UCLA (2)
3	Kansas
4	Baylor (6)
5	Duke
6	Kentucky
7	North Carolina
8	Gonzaga
9	Indiana
10	Creighton
11	Louisville
12	Saint Mary's
13	Xavier
14	Virginia
15	West Virginia
16	Butler
17	Wisconsin
18	Purdue
19	South Carolina
20	Arizona
21	Florida
22	Cincinnati
23	Notre Dame
24	Oregon
25	Iowa State

Others Receiving Votes:

Syracuse 45, USC 43, Ohio State 40, TCU 33, Florida State 18, Virginia Tech 11, California 10, Maryland 9, Valparaiso 7, Wichita St 5, Michigan State 3, Temple 3, UNC Wilmington 1, Minnesota 1, Fort Wayne 1

COACHES

Week 5 (Dec. 5)

Rank	Team (1st)
1	Villanova (28)
2	UCLA (1)
3	Kansas (1)
4	Duke (2)
5	North Carolina
6	Baylor
7	Kentucky
8	Gonzaga
9	Indiana
10	Creighton
11	Saint Mary's
12	Virginia
13	Louisville
14	Xavier
15	Butler
16	West Virginia
17	Wisconsin
18	South Carolina
19	Purdue
20	Arizona
21	Florida
22	Notre Dame
23	Cincinnati
24	Oregon
25	Iowa State

Others Receiving Votes:

Syracuse 48, Maryland 42, TCU 21, USC 15, Ohio State 14, Rhode Island 11, Texas A&M 8, Virginia Tech 7, Oklahoma State 7, Colorado 7, Florida State 7, Arkansas 6, California 6, Wichita St 5, Michigan State 4, Fort Wayne 1, Valparaiso 1, UCF 1

MID-MAJOR TOP 25

Week 5 (Dec. 5)

Rk	Team (1st)	Record	Pts.	Prev.	Conf.
1.	Gonzaga (26)	8-0	770	1	West Coast
2.	Saint Mary's (5)	6-0	748	2	West Coast
3.	Valparaiso	7-1	696	3	Horizon
4.	Wichita State	7-2	692	4	Missouri Valley
5.	UNCW	7-1	649	5	Colonial
6.	Fort Wayne	7-2	566	7	Summit
7.	UT Arlington	6-3	530	11	Sun Belt
8.	Chattanooga	6-2	502	8	Southern
9.	ETSU	7-1	474	9	Southern
10.	Monmouth	6-2	473	10	Metro Atlantic
11.	Ohio	5-1	447	6	Mid-American
12.	Oakland	8-1	386	25	Horizon
13.	Illinois State	4-2	368	13	Missouri Valley
14.	Belmont	3-3	338	18	Ohio Valley
15.	BYU	5-3	297	14	West Coast
16.	Florida Gulf Coast	5-3	295	19	Atlantic Sun
17.	Tennessee State	7-1	278	17	Ohio Valley
18.	New Mexico State	7-2	212	NR	Western Athletic
19.	Loyola (Chicago)	7-2	183	NR	Missouri Valley
20.	UL Lafayette	6-2	138	NR	Sun Belt
21.	Arkansas State	7-2	129	20	Sun Belt
22.	Akron	6-2	126	21	Mid-American
23.	Elon	6-2	105	23	Colonial
24.	North Dakota State	6-3	83	22	Summit
25.	Utah Valley	5-2	77	24	Western Athletic

THE SUMMIT LEAGUE

SUMMIT STANDINGS

through Dec. 8

Team	Overall (Pct.)	Sum. (Pct.)
Fort Wayne.....	8-3 (.727)	0-0 (.000)
South Dakota	8-4 (.667)	0-0 (.000)
North Dakota St.	6-4 (.600)	0-0 (.000)
Omaha	5-5 (.500)	0-0 (.000)
Denver	4-5 (.444)	0-0 (.000)
South Dakota St.	5-7 (.417)	0-0 (.000)
IUPUI	3-7 (.300)	0-0 (.000)
Western Illinois.....	2-7 (.222)	0-0 (.000)
Oral Roberts	2-8 (.200)	0-0 (.000)

UPCOMING SCHEDULE

Date	Game	Time
12/12	Urbana at IUPUI	7 pm
12/13	Denver at South Alabama	8 pm
12/14	UC Davis at North Dakota State	8 pm
	Oral Roberts at Missouri State	8 pm
12/15	Omaha at Kansas City	7:30 pm
12/16	North Dakota St. at North Dakota	9 pm
	South Dakota at Portland	10:30 pm
12/17	Western Illinois at Milwaukee	3 pm
	Northern Colorado at Denver	3 pm
	Murray State at South Dakota St.	5 pm
	Oral Roberts at Creighton	8 pm
	IUPUI at Southern Utah	8 pm
12/18	Fort Wayne at Stetson	1 pm
	Cal St. Fullerton at Omaha	4 pm
	South Dakota at Montana State	5 pm
12/19	Western Illinois at Purdue	6 pm
	South Dakota St. at Drake	8 pm
	Ark.-Little Rock at Denver	9 pm
12/20	North Dakota St. at Arkansas	7 pm
	IUPUI at Northwestern	8 pm
12/21	Omaha at Pittsburgh	7 pm
	South Dakota at Gonzaga	11 pm
12/22	Fort Wayne at Detroit	7 pm
	South Dakota St. at Wichita St.	8 pm
	UC Riverside at Denver	9 pm
12/23	Richmond at Oral Roberts	4 pm
12/28	Marian at IUPUI	7 pm
	*N. Dakota St. at S. Dakota St.	8 pm
	*Oral Roberts at Denver	9 pm
12/29	*Western Illinois at Fort Wayne	7 pm
	*Omaha at South Dakota	8 pm

IUPUI IN SUMMIT STATS

as of Dec. 6 [denotes NCAA ranking]

Category	Summit [Nat Rk.]	Stat
Scoring	5th	73.6 ppg
Scoring Defense.....	7th	76.6 ppg
Scoring Margin.....	8th	-3.0 ppg
Free Throw %	7th	68.7%
Field Goal %	6th	42.9%
Field Goal % Def.....	7th	44.1%
3Pt Field Goal %.....	5th	34.7%
3Pt Field Goal % Def.....	2nd	31.8%
Rebounding Offense	9th	33.9 rpg
Rebounding Defense	9th	38.7 rpg
Rebounding Margin	9th	-4.8 rpg
Blocked Shots	9th	2.1 bpg
Assists	3rd	14.6 apg
Steals	5th	6.2 spg
Turnover Margin.....	1st	+1.0 to/gm
Assist/TO Ratio.....	1st	1.2 a/to
Offensive Rebounds.....	3rd	10.8 rpg
Defensive Rebounds.....	9th	23.1 rpg
Defensive Reb. Pct	9th	65.6%
Offensive Reb. Pct	5th	28.9%
3Pt Field Goals Made.....	6th	7.3 3's/gm
Home Attendance.....	8th	853/gm

Player Summit [Natl Rk.]

Darell Combs	Stat
Scoring	4th 17.0 ppg
Assists	5th 3.6 apg
Minutes	5th 32.9 mpg
Assist/TO Ratio	6th 1.5 a/to
FT Percentage	7th 84.2%
3FG Made	11th 1.9/game

Evan Hall

Off. Rebounding	3rd 2.3 rpg
Rebounding	t-13th 5.4 rpg

D.J. McCall

Off. Rebounding	t-9th 2.0 rpg
Rebounding	t-20th 4.7 rpg

Matt O'Leary

FG Percentage	4th 54.8%
Def. Rebounding	5th 5.9 rpg
Rebounding	7th 6.8 rpg
Scoring	8th 15.2 ppg
3FG Percentage	10th 40.6%
Assists	11th 2.8 apg
FT Percentage	12th 81.5%
3FG Made	15th 1.4/game

Ron Patterson

3FG Made	6th 2.1/game
Steals	11th 1.2 spg
3FG Percentage	14th 38.0%
Scoring	30th 9.0 ppg

Kellon Thomas

FT Percentage	1st 95.2%
Assists	10th 2.9 apg

vs. Urbana (1-0)

Date	Loc	Score	Res.
12-19-05	H	86-69	W
in Urbana: 0-0			
in Indianapolis: 1-0			

STATISTICAL COMPARISON

IUPUI	Category	Urbana
3-7	Record	3-5
0-0	Conf. Record	0-0
172	RPI	---
73.0	Scoring Off.	86.9
76.0	Scoring Def.	94.9
-3.0	Scoring Margin	-8.0
.427	FG%	.464
.443	FG% Def.	.483
.341	3FG%	.366
.326	3FG% Def.	.416
.676	FT%	.740
34.3	Reb. Average	35.6
38.2	Opp. Reb. Average	38.1
-3.9	Rebound Margin	-2.5
11.0	Offensive Reb.	11.5
23.3	Defensive Reb.	24.1
14.4	Assists Avg.	12.3
12.8	TO Avg.	12.8
13.7	Opp. TO	12.4
+0.9	TO Margin	-0.4
6.5	Steals Avg.	6.3
2.5	Blocks Avg.	2.1
7.6	3FG Made	8.4

PROJECTED URBANA STARTERS

#	Pos	Name	Ht.	Cl.	PPG	RPG	APG	FG	3FG	FT
5	G	Jimmy Weinke	6-1	Fr.	3.4	1.8	1.6	.429	.333	.857
11	G	Demetrius Carr	5-9	So.	8.0	0.4	1.1	.538	.364	.714
14	G	Aarmanni Garnett	6-2	Jr.	3.8	1.7	0.3	.818	.667	.500
20	G	Ethan Snapp	6-0	Fr.	6.3	1.4	0.8	.450	.435	.500
22	G	Carlas Jackson	6-4	Jr.	16.0	3.6	3.0	.408	.340	.931
OFF THE BENCH										
0	F	C. Sweatt-Washington	6-6	Jr.	13.7	5.0	1.0	.589	.500	.786
1	F	Jahmere Howze	6-6	So.	16.7	6.5	0.5	.387	.250	.809
3	G	DeQuan Abrom	6-2	Fr.	12.6	4.4	1.7	.477	.412	.792
4	F	Justin Johnson	6-9	So.	3.0	1.3	0.7	.500	---	.500
10	F	AJ Washington	6-5	Jr.	6.5	7.5	0.8	.552	.286	.313
12	G	Dalton Payton	6-6	Jr.	8.3	3.3	2.0	.360	.400	.647
13	G	Andre Hawes	5-10	Fr.	1.5	0.0	1.0	.375	.000	---
32	F	Jagger Surface	6-6	Fr.	9.0	3.5	0.8	.432	.360	.875

Head Coach: Rob Summers (3rd season)

NEWS, NOTES & STORYLINES

COMBS NOTES (@KidDrell1)

-Senior **Darell Combs** leads the Jags in scoring (16.6 ppg) and was voted preseason First Team All-Summit this season. Combs was a 2nd Team selection following last season.

-The Chicago-native has scored in double-digits 35 times in 41 career games and nine of 10 this season.

-Combs not only leads the Jags in scoring, but also leads the team in assists (35), free throws made (33) and minutes (32.4 mpg).

-Combs handed out his 100th career assist in the loss at Illinois.

-Combs capped his junior year with back-to-back 30+ scoring games, becoming the first IUPUI player to do so since **George Hill** achieved the feat in 2008.

MATT O'LEARY NOTES (@OLeary_15)

-Senior **Matt O'Leary** is riding a career-best nine straight games in double-digits, having hit for 10 or more in every game this season except the season-opener at Eastern Kentucky.

-O'Leary has one of the team's two double-doubles this season (Evan Hall has the other) and has two career double-doubles in an IUPUI uniform.

-O'Leary entered this week ranking among The Summit League leaders in eight different categories including field goal percentage (4th), rebounding (7th), scoring (8th) and three-point percentage (10th).

-After scoring just 20-or-more once last season, O'Leary has already done so in three of IUPUI's last five games, including a career-high 25 at Illinois.

-O'Leary led the Jags in scoring just three times last season, but has already done so three times this year.

-O'Leary has started all 42 games of his IUPUI career.

PATTERSON NOTES (@Buss34)

-Not known as a three-point threat upon transferring from Syracuse, junior **Ron Patterson** has been lethal from deep to start the season. The Indianapolis-native made just 15-of-71 (21.1 percent) attempts in his two years with the Orange, but is 21-of-56 (37.5 percent) in his first 10 games with the Jaguars.

-Patterson has hit at least three threes in five of the Jaguars' nine games, including a career-high 5-of-9 in the win over Eastern Michigan.

-Patterson leads the Jaguars with 14 steals and four dunks this season. His stat line in a 15-point effort at Marquette earlier this season was three 3's and three dunks.

THIS DJ

Sophomore **D.J. McCall** has provided a huge lift off the IUPUI bench of late, including matching his career-high with 14 points (6-7 FG) at Miami on Saturday. Since admittedly one of his worst career games at Illinois State, McCall is averaging 9.3 points and 7.0 rebounds

the past three games while hitting 10-of-14 (.714) attempts from the field.

DOWN 21

IUPUI was down 21 (59-38) with 14 minutes left at Miami on Saturday before coming all the way back to tie the game in the final minute. Senior **Kellon Thomas** tied the score with a three with 29 seconds left before Miami scored the game's final three points to get the win.

UPSET BID THWARTED

IUPUI just missed picking off Illinois on Tuesday night (Dec. 6) before falling in Champaign, 85-77. IUPUI led for nearly half the game and was tied in the final minutes before fading late.

Senior **Matt O'Leary** led three Jags in double-digits with a career-high 25 points and **Darell Combs** added 18. Illinois needed a 32-point effort from All-Big Ten performer Malcolm Hill to stave off the Jaguars.

SLOW STARTS

IUPUI has gotten off to slow starts in each of the past two games, falling behind 13-0 at Miami on Saturday and 10-0 at Illinois last Tuesday.

SEEKING 250

A win today would be IUPUI's 250th at the Division I level, which began in 1998.

PLUS/MINUS

Plus/minus has become increasingly popular in the statistical world, particularly at the professional basketball ranks. Below is a quick look at IUPUI's best in +/-, among those who have logged major minutes.

PLUS

Hall (+3.25/game)
McCall (+1.75)
Henderson (+1.12)

MINUS

Brennan (-4.88)
Patterson (-3.62)
K. Thomas (-3.50)

2K CLASSIC

IUPUI capped the four-game 2K Classic with a 2-2 record, losing road games at Michigan and Marquette and winning the Indianapolis Subregional of the event. IUPUI captured home victories over Howard (77-55) and Eastern Michigan (83-71). Junior **Ron Patterson** was named Subregional MVP after averaging 16 points and hitting 9-of-17 threes.

He was joined on the All-Tournament Team by senior forward **Matt O'Leary**, who averaged 10.5 points, 9.5 rebounds, 4.0 assists and 1.5 steals over two games.

EIGHT IN DUBS

Through the season's first five games, IUPUI had already had eight different players score in double-digits as **D.J. McCall** had 10 at Marquette on Nov. 22. No IUPUI player has scored in double-digits in every game as

Darell Combs and **Matt O'Leary** have tallied double-digits in seven of eight games.

JAGS GET DEFENSIVE

The most important stat in the Jags' wins over Howard and Eastern Michigan was how stingy the Jaguars' defense was - specifically on the perimeter. Howard and Eastern Michigan combined to hit just 36.3 percent from the field and 3-of-26 (11.5 percent) from three-point range.

Howard was 0-for-9 from three on Friday, marking the first time in IUPUI's Division I era (1998-present) that a foe hasn't hit at least one trey.

JAGS SIGN TWO

IUPUI inked two during the early signing period, signing 6-foot-8 forward **Brandon Hau (Mukwanago, Wisc./Mukwanago)** and 6-foot guard **Jaylen Minnett (Terre Haute, Ind./Terre Haute South)** to National Letters of Intent.

Hau averaged 16.3 points and 7.5 boards per game as a junior and chose IUPUI over Air Force, Drake, Elon, Iowa, Navy, North Dakota State and South Dakota.

Minnett averaged 21.6 points, 5.0 assists and 4.8 boards per game last season. Minnett chose IUPUI over interest from Ball State, Kent State and Xavier.

IUPUI DEBUTS

Three players made their IUPUI debuts in the season-opening loss at Eastern Kentucky as transfers **Ron Patterson** and **Kellon Thomas** were in the starting lineup and true freshman **Giovanni Fraser** came off the bench.

Below is a quick look at each of their stat lines in their IUPUI debuts:

Patterson (11 pts, 3-6 3's, 23 min)
K. Thomas (11 pts, 4 reb, 2 ast, 26 min)
Fraser (2 pts, 4 min)

Since then, two others (**Chad Hudson** and **Noah Thomas**) have made their IUPUI debuts this season in the closing minutes of the win over Howard.

Hudson (2 min, 1 reb, 1 stl)
N. Thomas (3 min, 1-2 FT)

HOME COOKING

IUPUI went 9-2 at home last season at home and hasn't lost a non-conference home game since a 73-64 loss to Eastern Kentucky on Dec. 13, 2014.

YEAR THREE

Year three looks to be a big year for Head Coach **Jason Gardner** and the IUPUI men's program. Gardner's team finished fourth in The Summit League a year ago and returns a core that includes the top two scorers from a year ago in **Darell Combs** (16.3 ppg) and **Matt O'Leary** (10.3 ppg, 6.0 rpg).

Combs was voted Second Team All-Summit League

NEWS & NOTES (CONT.)

a year ago and was a preseason First Team All-Summit League selection this year. Meanwhile O'Leary, who owns a 3.79 and is majoring in Management, was an Academic All-District 5 selection.

In addition, Gardner's squad welcomes a pair of impact transfers in Kent State-graduate **Kellon Thomas** and Syracuse-transfer **Ron "Buss" Patterson**. Thomas started every game for the Flashes a year ago and led KSU in assists and threes made, while Patterson is a former top-150 recruit before originally committing to Indiana.

FAMILIAR FACES

All total, IUPUI entered the season with eight guys with at least one season under their belts.

Junior **Aaron Brennan** entered the year having played in 60 career games and made 33 starts at IUPUI while **Josh James** returned to the program after a season away from basketball. The 6-foot-9 James appeared in 52 games and made 13 starts from 2013-15 before taking last year off.

Six others - Combs, O'Leary, **Evan Hall**, **T.J. Henderson**, **D.J. McCall** and **Grant Sinn** - have one year of IUPUI experience.

O'Leary started all 32 games last season while Combs started 29 times. Hall made 11 starts and McCall made 15 starts as a true freshman in 2015-16 before redshirting last season.

HOMEcomings

IUPUI was an easy choice for a pair of transfers, expected to play major roles this season. Both **Ron "Buss" Patterson** and **Kellon Thomas** are Indianapolis-natives and wanted to return to the Circle City to complete their college careers.

In addition, the duo played AAU basketball together alongside **Matt O'Leary** for Indiana Elite.

Another reason Patterson chose IUPUI was to honor his Broad Ripple High School teammate, the late **Steven Jamison**, who died of cancer in July 2010 who was committed to play at IUPUI and wore No. 25 (hence why Patterson wears 25). Patterson has a large "Steven" tattoo across his chest, honoring his deceased friend.

Patterson chose IUPUI over a group that included Kent State, Ball State, Georgia State, Illinois State, Houston and Eastern Michigan. Thomas picked IUPUI over a group that included Purdue, Minnesota, Northwestern, Seton Hall, Ball State, Duquesne, Georgia State, UIC and Jacksonville.

PRESEASON PICKS

IUPUI was picked fourth or fifth by nearly every major publication this season and was voted fifth in The Summit League's preseason polls. Here's a breakdown of where IUPUI sat in the preseason publications:

Athlon Sports: 5th
Blue Ribbon: 5th
NBC Sports: 4th
USA Today: 4th
Lindy's: 5th
The Sporting News: 5th

SIMPLE MATH

The key to winning games in Head Coach **Jason Gardner's** first two seasons on the job has been pretty simple - make shots.

Gardner's team is 11-1 (.917) in games in which it's made 50 percent from the floor or better and 23-7 (.767) when shooting a higher percentage than its opponents.

SCOURING THE HOOSIER STATE

The bulk of IUPUI's roster is made up of Indiana natives as 13 of the 17 listed are from the Hoosier State. The only out-of-state players on the Jaguars' roster are Combs and true freshman **Elyjah Goss** (both from Illinois), sophomore **Evan Hall** (Kentucky) and true freshman **Giovanni Fraser** (Florida).

Of the 13 from the Hoosier State, five are from Indianapolis and Brennan is from a northern suburb of the city.

Of the current 17 players, Gardner has brought 14 to IUPUI. Only **Aaron Brennan**, **D.J. McCall** and **Josh James** were recruited by the previous staff.

HOW'D THEY GET HERE?

Everyone's path to Division I basketball is different. The Jags have a number of individuals that have taken different treks to IUPUI. Here's a quick rundown of 'how'd they get here'?

Graduate Transfers (1): Kellon Thomas (Kent St.)

Transfers (5): Combs (Eastern Mich.), O'Leary (Loyola), Patterson (Syracuse), Rogers (Toledo, will sit out 2016-17), Sinn (North Park)

UNIVERSITY QUICK FACTS

Location	Indianapolis, Ind.
Founded	1969
Nickname	Jaguars
Colors	Red, gold & black
Enrollment	30,690
Affiliation	NCAA Division I
Conference	The Summit League
Home Facility (Cap.)	Indiana Farmers Coliseum (6,800)
Chancellor	Dr. Nasser Paydar
Athletics Director	Dr. Roderick Perry
Website	www.IUPUIJags.com
Twitter	@IUPUIJaguars
Athletics Phone	(317) 278-5247
Mailing Address	1000 Waterway Blvd. Indianapolis, IN 46202

BASKETBALL HISTORY

First Yr. of basketball	1972
Seasons of basketball	45th
Seasons of Division I basketball	19th
Division I (1998-pres.) Record	246-263 (.483)
NCAA Appearances	1
Last NCAA Appearance	2003
Last Postseason Appearance	2010 (CBI - Second Round)

True Freshmen (7): Borgman, Brennan, Fraser, Goss, Hall, Henderson, McCall
Prep School (4): Hudson, James, Jones, N. Thomas

TRUE NEWBIES

IUPUI's collection of freshmen this season consists of signees **Anthony Jones**, **Elyjah Goss** and **Giovanni Fraser** and non-scholarship additions **Evan Borgman** and **Chad Hudson**.

Jones, a 6-foot-5 swingman, attended FCI Prep in Sebring, Fla., last season where he averaged better than 20 points, five boards and four assists per game.

Goss, a bouncy 6-foot-7 forward, earned honorable mention All-State honors in Illinois a year ago and finished as Plainfield (Ill.) East's career leader in rebounds.

Fraser, a 6-foot-8 post player, averaged 15 points, 11 rebounds and two blocked shots per game as a senior, earning Third Team All-Broward County honors for 4A-2A schools.

Borgman, a skilled 6-foot-9 forward, averaged better than 18 points, eight rebounds and three blocked shots per game at Jac-Cen-Del High School.

Hudson, a 5-foot-11 guard, posted 11 points, four assists and 1.5 steals per game at Don Bosco Prep after a four-year career at Jeffersonville High School.

SEEING RED

True freshmen **Evan Borgman** and **Elyjah Goss** are expected to redshirt the season, leaving Gardner with 14 players at his disposal when the team is fully healthy.

MEDIA DEALS

Virtually every IUPUI game will be heard on 97.5 FM Fox Sports Radio and 1260 WNDE in Central Indiana this year. Morgan Adcock (pdp) returns to the mic as the Voice of the Jaguars again this season.

In addition, every IUPUI home game will be broadcast on ESPN3 as Greg Rakestraw (pdp) and Hall of Famer Bob Lovell (analyst) will be the primary tandem on the call.

SMART CATS

Led by O'Leary's 3.79 mark, five returners boast a GPA of 3.0 or better heading into the fall semester. Below is a rundown of those individuals:

O'Leary - 3.79 (Management)
Brennan - 3.39
(Organizational Leadership & Supervision)
McCall - 3.28 (Informatics)
Sinn - 3.18 (Sports Management)
N. Thomas - 3.11
(Organizational Leadership & Supervision)

PLAYING PERCENTAGES

Below are the percentages returning of IUPUI's major statistical categories in 2016-17.

POINTS: 56.8% returns (1238/2181)
REBOUNDS: 51.4% returns (521/1014)

ASSISTS: 61.7% returns (219/355)
MINUTES: 51.6% returns (3,325/6,450)
3's MADE: 60.1% returns (110/183)
BLOCKS: 38.3% returns (31/81)
STEALS: 54.0% returns (115/213)

THE DEPARTED

IUPUI's two-man senior class of **Marcellus Barksdale** and **Mason Archie** are both considered key losses, particularly at the defensive end.

The 6-foot-5 Barksdale finished his career ranked second all-time in games played (134) and made 95 starts in an IUPUI uniform. He was a two-time honorable mention All-Summit League selection, averaging 8.5 points and 5.1 rebounds per game his final season. He also finished his IUPUI career ranked among the program's top-10 all-time in rebounds, steals and blocked shots.

Archie, a two-year letterwinner, started 44 times in 62 appearances in an IUPUI uniform. He averaged 6.2 points per game and hit 51 treys and was considered the Jags' top perimeter defender last season.

Both inked professional deals this past summer with Barksdale signing to play with TG s.Oliver Wuerzburg in Germany's Pro B League and Archie signing with Barreteros de Zacatecas in the top league in Mexico (LNBP).

7,054 POINTS

Few coaching staffs can match the production of the IUPUI coaching quartet during their respective playing days. All total, IUPUI's four coaches combined to score 7,054 points in their four-year careers, led by Gardner's 1,984 points at Arizona. Gardner later had his No. 22 jersey retired at Arizona.

Scott Gillespie scored 1,871 points in his four years at Ripon (Wisc.) College while Associate Head Coach Matt Crenshaw tallied 938 points in four seasons with the Jaguars.

The newest addition to the IUPUI coaching staff, former Purdue standout Roy Hairston, scored 574 points in two years with the Boilermakers from 1995-97. He scored 1,687 points in two seasons at Hutchinson (Kan.) Community College, finishing as the program's all-time leading scorer and earning a spot in the NJCAA Hall of Fame.

ANOTHER NEW FACE

IUPUI added another new face to the bench in the offseason as longtime Cathedral High School head coach Andy Fagan joined the Jaguars' staff as a Senior Advisor.

Fagan hired Gardner as an assistant at Cathedral prior to his taking a job on the Loyola staff. Fagan coached the Irish to a state runner-up finish in 2013 and city championships in 2012 and 2013.

He coached a number of Division I players, including Collin Hartman (Indiana), Matt Gregory (Notre Dame) and Mo Evans (Fort Wayne).

2016-17 MISCELLANEOUS STATISTICS

IUPUI'S RECORD WHEN...

	'16-17	2017	Under
	Overall	Summit	Gardner
Home:	2-0	0-0	15-10
Away:	1-7	0-0	11-34
Neutral:	0-0	0-0	0-3
Overtime:	0-0	0-0	2-6
Lead @ Halftime:	2-2	0-0	20-7
Trail @ Halftime:	1-5	0-0	5-37
Tied @ Halftime:	0-0	0-0	1-3
Leading w/ 5:00 left:	3-0	0-0	20-3
Trailing w/ 5:00 left:	0-7	0-0	3-42
Tied w/ 5:00 left:	0-0	0-0	3-2
Shooting 50% or better:	0-0	0-0	11-1
Shooting 40-50%:	3-5	0-0	14-21
Shooting less than 40%:	0-2	0-0	1-25
Shooting better % than opp.	3-2	0-0	24-7
Shooting worse % than opp.	0-5	0-0	2-40
Scoring less than 60:	0-1	0-0	3-22
Score 60-69 pts:	0-3	0-0	4-15
Score 70-79 pts:	2-2	0-0	12-7
Score 80-89 pts:	1-1	0-0	7-3
Score 90+ pts:	0-0	0-0	0-0
Opp. scores less than 60:	1-0	0-0	6-5
Opp. scores 60-69 pts:	1-1	0-0	12-12
Opp. scores 70-79 pts:	1-3	0-0	5-17
Opp. scores 80-89 pts:	0-1	0-0	3-9
Opp. scores 90+ pts:	0-2	0-0	0-4
Commit less TO than opp.	2-3	0-0	11-16
Commit more TO than opp.	1-3	0-0	15-28
Commit same TO as opp.	0-1	0-0	0-3
Outrebound opponent:	1-1	0-0	15-14
Outrebounded:	1-5	0-0	10-31
Rebounding is equal:	1-1	0-0	1-2
Bench outscored opp.:	3-3	0-0	23-28
Bench is outscored:	0-4	0-0	3-18
Bench scoring is equal:	0-0	0-0	0-1
Hit more FT than opp.:	2-1	0-0	18-7
Hit less FT than opp.:	1-6	0-0	7-38
Hit same FT as opp.:	0-0	0-0	1-2
Hit more 3's than opp.:	2-3	0-0	9-15
Hit less 3's than opp.:	1-3	0-0	14-26
Hit same 3's as opp.:	0-1	0-0	3-6
Decided by 5 pts or less:	0-2	0-0	14-12
Decided by 6-10 points:	0-2	0-0	3-14
Decided by 10+ points:	3-3	0-0	9-21
In home whites:	2-0	0-0	16-10
In road blacks:	1-1	0-0	1-11
In road reds:	0-6	0-0	9-26
6 in double-digits:	0-0	0-0	1-0
5 in double-digits:	1-0	0-0	2-1
4 in double-digits:	1-1	0-0	6-5
3 in double-digits:	1-5	0-0	8-12
2 in double-digits:	0-1	0-0	7-24
1 in double-digits:	0-0	0-0	2-3
0 in double-digits:	0-0	0-0	0-2
On Mondays:	0-0	0-0	0-6
On Tuesdays:	0-2	0-0	0-8
On Wednesdays:	0-1	0-0	2-5
On Thursdays:	0-0	0-0	2-8
On Fridays:	1-1	0-0	4-4
On Saturdays:	2-2	0-0	15-12
On Sundays:	0-1	0-0	3-4
In November:	2-5	0-0	6-14
In December:	1-2	0-0	5-14
In January:	0-0	0-0	11-6
In February:	0-0	0-0	4-11
In March:	0-0	0-0	0-2

TIMES LED

Player	Pts.	Reb.	Ast.	Stl.	Blk.
0-Combs	4/22	0/1	4/18	3/13	1/1
1-Henderson	0/2	0/0	1/7	1/11	0/1
2-Jones	0/0	0/0	0/0	0/0	0/0
5-K.Thomas	0/0	0/0	3/3	4/4	0/0
11-James	0/0	0/1	0/0	0/3	0/8
12-Hudson	0/0	0/0	0/0	0/0	0/0
15-O'Leary	3/6	5/18	3/11	3/12	2/9
20-Sinn	0/0	0/0	0/0	0/0	0/0
22-McCall	1/3	2/5	0/3	3/9	2/3
24-Hall	0/0	5/7	0/1	1/4	5/9
25-Patterson	3/3	0/0	1/1	5/5	1/1
32-Goss	0/0	0/0	0/0	0/0	0/0
33-Fraser	0/0	0/0	0/0	0/0	0/0
35-N.Thomas	0/0	0/0	0/0	0/0	0/0
40-Borgman	0/0	0/0	0/0	0/0	0/0
45-Brennan	0/2	0/1	0/5	1/6	2/3

totals listed by season/career

GAMES WITH

10+ Pts.	20+ Pts.	10+ Reb.	3+ Ast.	3+ Blk.	3+ Stl.	3+ 3's	Dunks	Bl-Blks
9/35	3/12	0/0	7/19	0/0	0/5	2/12	0/1	0/0
2/7	0/0	0/0	1/5	0/0	0/2	1/2	0/0	0/0
0/0	0/0	0/0	0/0	0/0	0/0	0/0	0/0	0/0
3/3	0/0	0/0	5/5	0/0	0/0	0/0	0/0	0/0
0/1	0/0	0/1	0/0	0/0	0/1	0/0	1/1	0/0
0/0	0/0	0/0	0/0	0/0	0/0	0/0	0/0	0/0
9/27	3/4	1/3	5/17	0/0	1/4	2/3	0/2	1/2
0/0	0/0	0/0	0/0	0/0	0/0	0/0	0/0	0/0
2/6	0/0	1/1	1/5	0/0	0/1	0/0	3/8	0/0
3/7	0/0	2/2	0/2	1/1	0/0	0/0	3/4	1/1
5/5	0/0	0/0	1/1	0/0	2/2	5/5	4/4	0/0
0/0	0/0	0/0	0/0	0/0	0/0	0/0	0/0	0/0
0/0	0/0	0/0	0/0	0/0	0/0	0/0	0/0	0/0
0/0	0/0	0/0	0/0	0/0	0/0	0/0	0/0	0/0
0/0	0/0	0/0	0/0	0/0	0/0	0/0	0/0	0/0
1/10	0/0	0/0	1/3	1/1	0/3	0/0	0/3	0/0

SPECIALTY STATS (IUPUI/OPP)

PP = Points in the Paint; POT = Points off Turnover; 2nd = 2nd Chance Points; BP = Bench Points

Opponent	Result	PP	POT	2nd	BP	Largest Lead	Largest Deficit	Lead Changes	Ties
# St. Joseph's College	W, 87-74	40/14	18/26	12/6	35/20	25	1	1	1
at Eastern Kentucky	L, 87-97	30/20	10/17	8/19	29/19	1	24	2	0
at Michigan	L, 65-77	28/30	8/8	2/19	15/17	7	19	6	3
Howard	W, 77-55	20/22	19/1	12/11	28/20	30	-	0	0
E. Michigan	W, 83-71	32/38	13/14	16/10	20/15	22	5	5	4
at Marquette	L, 79-104	38/52	13/18	13/19	31/61	5	32	3	4
at SIUE	L, 58-61	32/26	12/12	8/6	13/18	3	6	13	5
at Illinois State	L, 63-77	22/40	14/15	5/18	5/9	3	18	6	3
at Ball State	W, 73-62	30/26	17/12	13/15	12/7	11	11	2	2
at Illinois	L, 77-85	28/24	18/16	8/8	15/14	5	10	10	7
at Miami (Ohio)	L, 68-71	28/36	21/20	18/10	25/18	-	21	0	1
Urbana									
at Southern Utah									
at Northwestern									
Marian									
*Western Illinois									
*at North Dakota State									
*at South Dakota									
*Omaha									
*at Oral Roberts									
*South Dakota State									
*Denver									
*at Fort Wayne									
*at Western Illinois									
*North Dakota State									
*at Omaha									
*Oral Roberts									
*at South Dakota State									
*at Denver									
*Fort Wayne									
*South Dakota									
Summit Quarters									
Summit Semis									
Summit Finals									
Season Highs		38/52	21/20	18/19	31/61	30	32	13	7
Season Lows		20/20	8/1	2/6	5/7	-	-	-	-
Totals		288/314	145/133	103/135	193/198	-	-	47	29
Averages		28.8/31.4	14.5/13.3	10.3/13.5	19.3/19.8			4.7	2.9

WIN/LOSS MARGINS

Margin	W	L
1		
2		
3		2
4		
5		
6		
7		
8		1
9		
10		1
11-15	2	2
16-20		
21-30	1	1
30+		

2016-2017 IUPUI STATISTICS

IUPUI Basketball IUPUI Combined Team Statistics (as of Dec 10, 2016) All games



RECORD:	OVERALL	HOME	AWAY	NEUTRAL
ALL GAMES	3-7	2-0	1-7	0-0
CONFERENCE	0-0	0-0	0-0	0-0
NON-CONFERENCE	3-7	2-0	1-7	0-0

#	Player	gp-gs	min	avg	Total		3-Point		F-Throw		Rebounds				pf	dq	a	to	blk	stl	pts	avg
					fg-fga	fg%	3fg-fga	3fg%	ft-fa	ft%	off	def	tot	avg								
00	COMBS, Darell	10-10	324	32.4	57-144	.396	19-63	.302	33-39	.846	4	11	15	1.5	29	1	35	25	1	8	166	16.6
15	O'LEARY, Matt	10-10	301	30.1	54-104	.519	16-41	.390	24-29	.828	11	58	69	6.9	24	0	27	15	5	8	148	14.8
25	PATTERSON, Ron	10-10	256	25.6	32-80	.400	21-56	.375	4-8	.500	4	15	19	1.9	19	1	15	15	4	14	89	8.9
45	BRENNAN, Aaron	10-0	174	17.4	27-51	.529	4-10	.400	14-17	.824	6	24	30	3.0	29	1	6	11	3	4	72	7.2
05	THOMAS, Kellon	10-10	295	29.5	21-80	.263	9-26	.346	20-21	.952	6	19	25	2.5	25	0	30	19	0	10	71	7.1
24	HALL, Evan	10-10	199	19.9	24-41	.585	0-0	.000	15-41	.366	24	34	58	5.8	27	0	5	14	9	3	63	6.3
22	McCALL, D.J.	10-0	188	18.8	18-37	.486	0-3	.000	21-35	.600	21	28	49	4.9	18	0	9	13	2	8	57	5.7
01	HENDERSON, T.J.	10-0	151	15.1	13-35	.371	7-23	.304	6-9	.667	4	8	12	1.2	16	1	16	7	0	8	39	3.9
11	JAMES, Josh	10-0	63	6.3	4-12	.333	0-0	.000	7-9	.778	7	13	20	2.0	21	0	1	3	0	1	15	1.5
33	FRASER, Giovanni	7-0	39	5.6	4-9	.444	0-0	.000	1-4	.250	2	3	5	0.7	12	0	0	3	1	0	9	1.3
35	THOMAS, Noah	2-0	5	2.5	0-0	.000	0-0	.000	1-2	.500	0	0	0	0.0	3	0	0	1	0	0	1	0.5
12	HUDSON, Chad	2-0	4	2.0	0-1	.000	0-0	.000	0-2	.000	0	2	2	1.0	0	0	0	0	0	1	0	0.0
20	SINN, Grant	1-0	1	1.0	0-1	.000	0-1	.000	0-0	.000	0	0	0	0.0	0	0	0	0	0	0	0	0.0
Team											21	18	39					2				
Total.....		10	2000		254-595	.427	76-223	.341	146-216	.676	110	233	343	34.3	223	4	144	128	25	65	730	73.0
Opponents.....		10	2001		252-569	.443	62-190	.326	194-263	.738	117	265	382	38.2	209	-	127	137	40	50	760	76.0

TEAM STATISTICS	IUPUI	OPP
SCORING	730	760
Points per game	73.0	76.0
Scoring margin	-3.0	-
FIELD GOALS-ATT	254-595	252-569
Field goal pct	.427	.443
3 POINT FG-ATT	76-223	62-190
3-point FG pct	.341	.326
3-pt FG made per game	7.6	6.2
FREE THROWS-ATT	146-216	194-263
Free throw pct	.676	.738
F-Throws made per game	14.6	19.4
REBOUNDS	343	382
Rebounds per game	34.3	38.2
Rebounding margin	-3.9	-
ASSISTS	144	127
Assists per game	14.4	12.7
TURNOVERS	128	137
Turnovers per game	12.8	13.7
Turnover margin	+0.9	-
Assist/turnover ratio	1.1	0.9
STEALS	65	50
Steals per game	6.5	5.0
BLOCKS	25	40
Blocks per game	2.5	4.0
ATTENDANCE	1706	44207
Home games-Avg/Game	2-853	8-5526
Neutral site-Avg/Game	-	0-0

Date	Opponent		Score	Att.
11/11/16	at Eastern Kentucky	L	87-97	2300
11/13/16	at Michigan	L	65-77	10812
11/18/16	HOWARD	W	77-55	843
11/19/16	EASTERN MICHIGAN	W	83-71	863
11/22/16	at Marquette	L	79-104	11552
11/26/16	at SIUE	L	58-61	1028
11/30/16	at Illinois State	L	63-77	3717
12/3/16	at Ball State	W	73-62	2994
12/06/16	at Illinois	L	77-85	10536
12/10/16	at Miami	L	68-71	1268

* = Summit League game

Score by Periods	1st	2nd	Totals
IUPUI	335	395	730
Opponents	384	376	760

2015-2016 IUPUI STATISTICS - SUMMIT LEAGUE ONLY

IUPUI Basketball IUPUI Combined Team Statistics (as of Feb 27, 2016) Conference games



RECORD:	OVERALL	HOME	AWAY	NEUTRAL
ALL GAMES	9-7	6-2	3-5	0-0
CONFERENCE	9-7	6-2	3-5	0-0
NON-CONFERENCE	0-0	0-0	0-0	0-0

#	Player	gp-gs	min	avg	Total		3-Point		F-Throw		Rebounds				pf	dq	a	to	blk	stl	pts	avg
					fg-fga	fg%	3fg-fga	3fg%	ft-fa	ft%	off	def	tot	avg								
00	Combs, Darell	16-16	505	31.6	91-202	.450	33-71	.465	54-72	.750	5	32	37	2.3	50	2	36	39	1	15	269	16.8
15	O'Leary, Matt	16-16	454	28.4	70-137	.511	13-51	.255	19-37	.514	19	78	97	6.1	42	2	38	30	2	19	172	10.8
22	Barksdale, Marcellus	16-16	507	31.7	57-120	.475	4-13	.308	46-58	.793	22	61	83	5.2	33	0	28	28	20	25	164	10.3
04	Pickett, Jordan	14-0	351	25.1	49-112	.438	9-29	.310	29-35	.829	5	17	22	1.6	21	0	23	17	2	14	136	9.7
33	Osborne, Nick	15-0	296	19.7	54-111	.486	9-22	.409	12-18	.667	26	56	82	5.5	50	2	3	16	4	6	129	8.6
24	Hall, Evan	9-7	164	18.2	23-40	.575	0-0	.000	6-15	.400	16	17	33	3.7	21	1	8	4	4	3	52	5.8
45	Brennan, Aaron	16-9	286	17.9	29-73	.397	0-3	.000	16-20	.800	13	46	59	3.7	36	0	21	15	6	8	74	4.6
02	Archie, Mason	16-16	416	26.0	26-70	.371	5-24	.208	17-22	.773	19	37	56	3.5	37	0	21	22	1	8	74	4.6
01	Henderson, T.J.	16-0	189	11.8	18-45	.400	10-23	.435	11-12	.917	2	15	17	1.1	14	0	9	18	1	13	57	3.6
31	Hubler, John	6-0	30	5.0	3-5	.600	3-5	.600	0-0	.000	0	3	3	0.5	2	0	0	1	0	0	9	1.5
20	Sinn, Grant	3-0	2	0.7	0-2	.000	0-2	.000	0-0	.000	0	0	0	0.0	0	0	0	1	0	0	0	0.0
Team											23	25	48					3				
Total.....		16	3200		420-917	.458	86-243	.354	210-289	.727	150	387	537	33.6	306	7	187	194	41	111	1136	71.0
Opponents.....		16	3200		414-901	.459	92-274	.336	222-313	.709	143	394	537	33.6	268	4	177	199	62	113	1142	71.4

TEAM STATISTICS	IUPUI	OPP	Date	Opponent	Score	Att.
SCORING	1136	1142	*	01/01/16	at South Dakota	w 77-66 1776
Points per game	71.0	71.4	*	01/03/16	at Omaha	L 71-76 1579
Scoring margin	-0.4	-	*	01/07/16	SOUTH DAKOTA STATE	w 74-67 866
FIELD GOALS-ATT	420-917	414-901	*	01/09/16	at Western Illinois	w 67-60 1002
Field goal pct	.458	.459	*	01/14/16	ORAL ROBERTS	L 71-80 1006
3 POINT FG-ATT	86-243	92-274	*	01/16/16	DENVER	w 76-61 1140
3-point FG pct	.354	.336	*	01/23/16	at IPFW	w 84-82 1530
3-pt FG made per game	5.4	5.8	*	01/29/16	WESTERN ILLINOIS	w 69-67 883
FREE THROWS-ATT	210-289	222-313	*	01/31/16	NORTH DAKOTA STATE	w 73-72 1113
Free throw pct	.727	.709	*	02/04/16	at Denver	L 51-53 1135
F-Throws made per game	13.1	13.9	*	02/06/16	at South Dakota State	L 58-80 3792
REBOUNDS	537	537	*	02/11/16	at Oral Roberts	L 56-77 2995
Rebounds per game	33.6	33.6	*	02/17/16	OMAHA	w 88-76 1044
Rebounding margin	+0.0	-	*	02/20/16	at North Dakota State	L 59-63 3812
ASSISTS	187	177	*	02/25/16	SOUTH DAKOTA	L 82-85 946
Assists per game	11.7	11.1	*	02/27/16	IPFW	w 80-77 1675
TURNOVERS	194	199	* = Conference game			
Turnovers per game	12.1	12.4				
Turnover margin	+0.3	-				
Assist/turnover ratio	1.0	0.9				
STEALS	111	113				
Steals per game	6.9	7.1				
BLOCKS	41	62				
Blocks per game	2.6	3.9				
ATTENDANCE	8673	17621				
Home games-Avg/Game	8-1084	8-2203				
Neutral site-Avg/Game	-	0-0				

Score by Periods	1st	2nd	Totals
IUPUI	537	599	1136
Opponents	511	631	1142

STATISTICAL SPLITS

Wins (3-0)

#	Player	gp-gs	min	avg	Total		3-Point		F-Throw		Rebounds				pf	dq	a	to	blk	stl	pts	avg
					fg-fga	fg%	3fg-fga	3fg%	ft-fita	ft%	off	def	tot	avg								
00	COMBS, Darell	3-3	93	31.0	11-35	.314	8-21	.381	11-13	.846	0	1	1	0.3	10	1	13	5	1	2	41	13.7
15	O'LEARY, Matt	3-3	95	31.7	16-24	.667	5-9	.556	4-6	.667	0	22	22	7.3	5	0	11	4	1	7	41	13.7
25	PATTERSON, Ron	3-3	75	25.0	11-23	.478	9-20	.450	1-3	.333	0	8	8	2.7	4	0	4	5	0	3	32	10.7
24	HALL, Evan	3-3	60	20.0	11-15	.733	0-0	.000	10-21	.476	9	10	19	6.3	10	0	4	5	1	0	32	10.7
05	THOMAS, Kellon	3-3	95	31.7	8-23	.348	3-7	.429	8-9	.889	1	4	5	1.7	9	0	14	9	0	5	27	9.0
45	BRENNAN, Aaron	3-0	50	16.7	9-17	.529	0-2	.000	5-6	.833	4	4	8	2.7	7	0	2	3	0	2	23	7.7
01	HENDERSON, T.J.	3-0	43	14.3	5-12	.417	3-9	.333	1-1	1.000	1	2	3	1.0	3	0	3	2	0	2	14	4.7
22	McCALL, D.J.	3-0	51	17.0	3-9	.333	0-1	.000	7-13	.538	9	11	20	6.7	4	0	5	2	0	1	13	4.3
33	FRASER, Giovanni	1-0	10	10.0	1-2	.500	0-0	.000	1-2	.500	0	2	2	2.0	4	0	0	0	0	0	3	3.0
11	JAMES, Josh	3-0	22	7.3	2-5	.400	0-0	.000	2-3	.667	2	4	6	2.0	6	0	0	0	0	1	6	2.0
35	THOMAS, Noah	1-0	3	3.0	0-0	.000	0-0	.000	1-2	.500	0	0	0	0.0	3	0	0	1	0	0	1	1.0
12	HUDSON, Chad	1-0	2	2.0	0-0	.000	0-0	.000	0-2	.000	0	1	1	1.0	0	0	0	0	0	1	0	0.0
20	SINN, Grant	1-0	1	1.0	0-1	.000	0-1	.000	0-0	.000	0	0	0	0.0	0	0	0	0	0	0	0	0.0
Team											10	8	18					1				
Total.....		3	600		77-166	.464	28-70	.400	51-81	.630	36	77	113	37.7	65	1	56	37	3	24	233	77.7
Opponents.....		3	600		66-175	.377	12-55	.218	44-66	.667	44	71	115	38.3	68	-	28	42	11	14	188	62.7

Losses (0-7)

#	Player	gp-gs	min	avg	Total		3-Point		F-Throw		Rebounds				pf	dq	a	to	blk	stl	pts	avg
					fg-fga	fg%	3fg-fga	3fg%	ft-fita	ft%	off	def	tot	avg								
00	COMBS, Darell	7-7	231	33.0	46-109	.422	11-42	.262	22-26	.846	4	10	14	2.0	19	0	22	20	0	6	125	17.9
15	O'LEARY, Matt	7-7	206	29.4	38-80	.475	11-32	.344	20-23	.870	11	36	47	6.7	19	0	16	11	4	1	107	15.3
25	PATTERSON, Ron	7-7	181	25.9	21-57	.368	12-36	.333	3-5	.600	4	7	11	1.6	15	1	11	10	4	11	57	8.1
45	BRENNAN, Aaron	7-0	124	17.7	18-34	.529	4-8	.500	9-11	.818	2	20	22	3.1	22	1	4	8	3	2	49	7.0
05	THOMAS, Kellon	7-7	200	28.6	13-57	.228	6-19	.316	12-12	1.000	5	15	20	2.9	16	0	16	10	0	5	44	6.3
22	McCALL, D.J.	7-0	137	19.6	15-28	.536	0-2	.000	14-22	.636	12	17	29	4.1	14	0	4	11	2	7	44	6.3
24	HALL, Evan	7-7	139	19.9	13-26	.500	0-0	.000	5-20	.250	15	24	39	5.6	17	0	1	9	8	3	31	4.4
01	HENDERSON, T.J.	7-0	108	15.4	8-23	.348	4-14	.286	5-8	.625	3	6	9	1.3	13	1	13	5	0	6	25	3.6
11	JAMES, Josh	7-0	41	5.9	2-7	.286	0-0	.000	5-6	.833	5	9	14	2.0	15	0	1	3	0	0	9	1.3
33	FRASER, Giovanni	6-0	29	4.8	3-7	.429	0-0	.000	0-2	.000	2	1	3	0.5	8	0	0	3	1	0	6	1.0
12	HUDSON, Chad	1-0	2	2.0	0-1	.000	0-0	.000	0-0	.000	0	1	1	1.0	0	0	0	0	0	0	0	0.0
35	THOMAS, Noah	1-0	2	2.0	0-0	.000	0-0	.000	0-0	.000	0	0	0	0.0	0	0	0	0	0	0	0	0.0
Team											11	10	21					1				
Total.....		7	1400		177-429	.413	48-153	.314	95-135	.704	74	156	230	32.9	158	3	88	91	22	41	497	71.0
Opponents.....		7	1401		186-394	.472	50-135	.370	150-197	.761	73	194	267	38.1	141	-	99	95	29	36	572	81.7

Home (2-0)

#	Player	gp-gs	min	avg	Total		3-Point		F-Throw		Rebounds				pf	dq	a	to	blk	stl	pts	avg
					fg-fga	fg%	3fg-fga	3fg%	ft-fita	ft%	off	def	tot	avg								
25	PATTERSON, Ron	2-2	55	27.5	11-20	.550	9-17	.529	1-3	.333	0	7	7	3.5	3	0	3	3	0	2	32	16.0
15	O'LEARY, Matt	2-2	59	29.5	7-12	.583	3-6	.500	4-6	.667	0	19	19	9.5	4	0	8	1	0	3	21	10.5
05	THOMAS, Kellon	2-2	61	30.5	6-17	.353	3-7	.429	6-7	.857	0	1	1	0.5	5	0	9	7	0	4	21	10.5
00	COMBS, Darell	2-2	60	30.0	5-18	.278	4-11	.364	6-8	.750	0	0	0	0.0	8	1	9	3	0	1	20	10.0
24	HALL, Evan	2-2	36	18.0	6-8	.750	0-0	.000	6-12	.500	6	7	13	6.5	7	0	4	4	1	0	18	9.0
45	BRENNAN, Aaron	2-0	38	19.0	7-11	.636	0-1	.000	3-4	.750	4	2	6	3.0	4	0	2	2	0	2	17	8.5
01	HENDERSON, T.J.	2-0	31	15.5	5-10	.500	3-7	.429	1-1	1.000	1	2	3	1.5	2	0	2	2	0	2	14	7.0
22	McCALL, D.J.	2-0	30	15.0	2-6	.333	0-0	.000	3-6	.500	3	4	7	3.5	4	0	3	2	0	0	7	3.5
33	FRASER, Giovanni	1-0	10	10.0	1-2	.500	0-0	.000	1-2	.500	0	2	2	2.0	4	0	0	0	0	0	3	3.0
11	JAMES, Josh	2-0	14	7.0	2-5	.400	0-0	.000	2-3	.667	2	2	4	2.0	5	0	0	0	0	1	6	3.0
35	THOMAS, Noah	1-0	3	3.0	0-0	.000	0-0	.000	1-2	.500	0	0	0	0.0	3	0	0	1	0	0	1	1.0
12	HUDSON, Chad	1-0	2	2.0	0-0	.000	0-0	.000	0-2	.000	0	1	1	1.0	0	0	0	0	0	1	0	0.0
20	SINN, Grant	1-0	1	1.0	0-1	.000	0-1	.000	0-0	.000	0	0	0	0.0	0	0	0	0	0	0	0	0.0
Team											6	6	12					1				
Total.....		2	400		52-110	.473	22-50	.440	34-56	.607	22	53	75	37.5	49	1	40	26	1	16	160	80.0
Opponents.....		2	400		41-113	.363	3-26	.115	41-56	.732	28	49	77	38.5	47	-	12	28	8	13	126	63.0

Road (1-7)

Road (1-7)		Total				3-Point		F-Throw		Rebounds															
#	Player	gp-gs	min	avg	fg-fga	fg%	3fg-fga	3fg%	ft-fita	ft%	off	def	tot	avg	pf	dq	a	to	blk	stl	pts	avg			
00	COMBS, Darell	8-8	264	33.0	52-126	.413	15-52	.288	27-31	.871	4	11	15	1.9	21	0	26	22	1	7	146	18.3			
15	O'LEARY, Matt	8-8	242	30.3	47-92	.511	13-35	.371	20-23	.870	11	39	50	6.3	20	0	19	14	5	5	127	15.9			
25	PATTERSON, Ron	8-8	201	25.1	21-60	.350	12-39	.308	3-5	.600	4	8	12	1.5	16	1	12	12	4	12	57	7.1			
45	BRENNAN, Aaron	8-0	136	17.0	20-40	.500	4-9	.444	11-13	.846	2	22	24	3.0	25	1	4	9	3	2	55	6.9			
05	THOMAS, Kellon	8-8	234	29.3	15-63	.238	6-19	.316	14-14	1.000	6	18	24	3.0	20	0	21	12	0	6	50	6.3			
22	McCALL, D.J.	8-0	158	19.8	16-31	.516	0-3	.000	18-29	.621	18	24	42	5.3	14	0	6	11	2	8	50	6.3			
24	HALL, Evan	8-8	163	20.4	18-33	.545	0-0	.000	9-29	.310	18	27	45	5.6	20	0	1	10	8	3	45	5.6			
01	HENDERSON, T.J.	8-0	120	15.0	8-25	.320	4-16	.250	5-8	.625	3	6	9	1.1	14	1	14	5	0	6	25	3.1			
11	JAMES, Josh	8-0	49	6.1	2-7	.286	0-0	.000	5-6	.833	5	11	16	2.0	16	0	1	3	0	0	9	1.1			
33	FRASER, Giovanni	6-0	29	4.8	3-7	.429	0-0	.000	0-2	.000	2	1	3	0.5	8	0	0	3	1	0	6	1.0			
12	HUDSON, Chad	1-0	2	2.0	0-1	.000	0-0	.000	0-0	.000	0	1	1	1.0	0	0	0	0	0	0	0	0.0			
35	THOMAS, Noah	1-0	2	2.0	0-0	.000	0-0	.000	0-0	.000	0	0	0	0.0	0	0	0	0	0	0	0	0.0			
Team											15	12	27					1							
Total.....		8	1600		202-485	.416	54-173	.312	112-160	.700	88	180	268	33.5	174	3	104	102	24	49	570	71.2			
Opponents.....		8	1601		211-456	.463	59-164	.360	153-207	.739	89	216	305	38.1	162	-	115	109	32	37	634	79.2			

2016-2017 POINTS-REBOUNDS-ASSISTS

Opponent	Date	Score	00	01	05	11	12	15	20
			COMBS,DARE	HENDERSON,	THOMAS,KEL	JAMES,JOSH	HUDSON,CHA	O'LEARY,MA	SINN,GRANT
at Eastern Kentucky	11/11/16	87-97	L 28-0-4	10-3-1	11-4-2	3-4-0	DNP	7-6-2	DNP
at Michigan	11/13/16	65-77	L 22-2-2	2-1-2	10-4-3	0-3-0	DNP	13-3-1	DNP
HOWARD	11/18/16	77-55	w 11-0-2	14-2-1	7-0-3	4-1-0	0-1-0	10-10-4	0-0-0
EASTERN MICHIGAN	11/19/16	83-71	w 9-0-7	0-1-1	14-1-6	2-3-0	DNP	11-9-4	DNP
at Marquette	11/22/16	79-104	L 15-0-4	6-2-2	2-3-2	2-1-0	0-1-0	12-9-5	DNP
at SIUE	11/26/16	58-61	L 16-4-2	2-2-6	0-2-2	2-2-0	DNP	22-8-2	DNP
at Illinois State	11/30/16	63-77	L 13-3-3	0-0-0	9-2-2	0-0-0	DNP	17-7-3	DNP
at Ball State	12/3/16	73-62	w 21-1-4	0-0-1	6-4-5	0-2-0	DNP	20-3-3	DNP
at Illinois	12/06/16	77-85	L 18-3-4	0-0-1	6-3-1	2-2-0	DNP	25-6-1	DNP
at Miami	12/10/16	68-71	L 13-2-3	5-1-1	6-2-4	0-2-1	DNP	11-8-2	DNP

Opponent	Date	Score	22	24	25	33	35	45
			MCCALL,DJ	HALL,EVAN	PATTERSON,	FRASER,GIO	THOMAS,NOA	BRENNAN,AA
at Eastern Kentucky	11/11/16	87-97	L 5-3-1	1-10-0	11-0-1	2-0-0	DNP	9-4-3
at Michigan	11/13/16	65-77	L 6-7-1	3-5-0	2-1-1	0-0-0	DNP	7-2-0
HOWARD	11/18/16	77-55	w 2-4-3	6-2-2	15-2-2	3-2-0	1-0-0	4-1-2
EASTERN MICHIGAN	11/19/16	83-71	w 5-3-0	12-11-2	17-5-1	DNP	DNP	13-5-0
at Marquette	11/22/16	79-104	L 10-6-1	4-1-0	15-1-2	4-2-0	0-0-0	9-3-0
at SIUE	11/26/16	58-61	L 1-2-0	4-1-0	3-3-2	DNP	DNP	8-5-0
at Illinois State	11/30/16	63-77	L 0-3-0	4-7-0	15-2-3	0-1-0	DNP	5-4-0
at Ball State	12/3/16	73-62	w 6-13-2	14-6-0	0-1-1	DNP	DNP	6-2-0
at Illinois	12/06/16	77-85	L 8-1-1	10-6-0	3-2-2	0-0-0	DNP	5-2-0

2016-2017 COMPARISON STATISTICS

Opponent	1st	2nd	Score	Mar	Total FG	FG Pct	3-Pointers	3FG Pct	Free Throws	FT Pct	Rebounds	Assist	T/Over	Block	Steal	Fouls	
Eastern Kentucky	28/42	59/55	87-97	(10)	29-66/21-52	.439/.404	9-25/10-25	.360/.400	20-27/45-56	.741/.804	37/37	-	14/11	14/13	5/3	3/3	37/28
Michigan	32/43	33/34	65-77	(12)	23-57/27-60	.404/.450	5-14/7-21	.357/.333	14-19/16-18	.737/.889	31/40	(9)	10/10	8/9	2/7	3/4	17/15
HOWARD	39/23	38/32	77-55	+22	25-53/16-45	.472/.356	12-30/0-9	.400/.000	15-30/23-34	.500/.676	33/40	(7)	19/4	7/14	0/4	7/1	29/25
EASTERN MICHIGAN	36/22	47/49	83-71	+12	27-57/25-68	.474/.368	10-20/3-17	.500/.176	19-26/18-22	.731/.818	42/37	+5	21/8	19/14	1/4	9/12	20/22
Marquette	37/57	42/47	79-104	(25)	28-68/36-63	.412/.571	6-20/9-23	.300/.391	17-25/23-26	.680/.885	30/39	(9)	16/22	14/13	0/4	7/9	20/24
SIUE	35/34	23/27	58-61	(3)	24-63/18-51	.381/.353	4-16/3-12	.250/.250	6-11/22-31	.545/.710	35/46	(11)	14/7	10/15	2/1	6/2	26/19
Illinois State	29/44	34/33	63-77	(14)	21-54/30-60	.389/.500	6-19/6-18	.316/.333	15-20/11-21	.750/.524	31/42	(11)	11/18	14/13	5/9	6/7	17/20
Ball State	29/36	44/26	73-62	+11	25-56/25-62	.446/.403	6-20/9-29	.300/.310	17-25/3-10	.680/.300	38/38	-	16/16	11/14	2/3	8/1	16/21
Illinois	42/41	35/44	77-85	(8)	27-60/27-49	.450/.551	8-26/7-16	.308/.438	15-18/24-30	.833/.800	28/29	(1)	10/14	14/15	2/2	7/7	20/15
Miami	28/42	40/29	68-71	(3)	25-61/27-59	.410/.458	10-33/8-20	.303/.400	8-15/9-15	.533/.600	38/34	+4	13/17	17/17	6/3	9/4	21/20

Note: Game totals are displayed in the format TEAM/OPPONENT for each category

2016-2017 TEAM SUPERLATIVES

IUPUI High	IUPUI Low	Statistical Category	Opponent High	Opponent Low
87 at E. Kentucky (11/11)	58 at SIUE (11/26)	Points	104 at Marquette (11/22)	55 vs. Howard (11/18)
42 at Illinois (12/6)	28 - twice	First Half Points	57 at Marquette (11/22)	22 vs. E. Michigan (11/19)
59 at E. Kentucky (11/11)	33 at Michigan (11/13)	Second Half Points	55 at E. Kentucky (11/11)	26 at Ball State (12/3)
29 at E. Kentucky (11/11)	21 at Illinois St. (11/26)	Field Goals	36 at Marquette (11/22)	16 vs. Howard (11/18)
68 at Marquette (11/22)	53 vs. Howard (11/18)	Field Goal Attempts	68 vs. E. Michigan (11/19)	45 vs. Howard (11/18)
.474 vs. E. Michigan (11/19)	.381 at SIUE (11/26)	FG Percentage	.571 at Marquette (11/22)	.353 at SIUE (11/26)
12 vs. Howard (11/18)	4 at SIUE (11/26)	3-Point Field Goals	10 at E. Kentucky (11/11)	0 vs. Howard (11/18)
33 at Miami (12/10)	14 at Michigan (11/13)	3-Point Field Goal Att.	29 at Ball State (12/3)	9 vs. Howard (11/18)
.500 vs. E. Michigan (11/19)	.250 at SIUE (11/26)	3-Point FG Percentage	.438 at Illinois (12/6)	.000 vs. Howard (11/18)
20 at E. Kentucky (11/11)	6 at SIUE (11/26)	Free Throws	45 at E. Kentucky (11/11)	3 at Ball State (12/3)
30 vs. Howard (11/18)	11 at SIUE (11/26)	Free Throw Attempts	56 at E. Kentucky (11/11)	10 at Ball State (12/3)
.833 at Illinois (12/6)	.500 vs. Howard (11/18)	Free Throw Percentage	.889 at Michigan (11/13)	.300 at Ball State (12/3)
14 - three times	7 - twice	Offensive Rebounds	17 vs. E. Michigan (11/19)	7 at Illinois (12/6)
28 vs. E. Michigan (11/19)	16 at Marquette (11/22)	Defensive Rebounds	33 at SIUE (11/26)	20 vs. E. Michigan (11/19)
42 - twice	28 at Illinois (12/6)	Total Rebounds	46 at SIUE (11/26)	29 at Illinois (12/6)
37 at E. Kentucky (11/11)	16 at Ball State (12/3)	Fouls	28 at E. Kentucky (11/11)	15 - twice
21 vs. E. Michigan (11/19)	10 - twice	Assists	22 at Marquette (11/22)	4 vs. Howard (11/18)
19 vs. E. Michigan (11/19)	7 vs. Howard (11/18)	Turnovers	17 at Miami (12/10)	9 at Michigan (11/13)
6 at Miami (12/10)	0 - twice	Blocked Shots	9 at Illinois St. (11/26)	1 at SIUE (11/26)
9 - twice	3 - twice	Steals	12 vs. E. Michigan (11/19)	1 - twice

2016-2017 INDIVIDUAL SUPERLATIVES

	<i>IUPUI</i>	<i>Opponent</i>
Points	28 - Darell Combs at EKU (11/11/16)	32 - Malcolm Hill at Illinois (12/6/16)
Field Goals Made	10 - twice	11 - Malcolm Hill at Illinois (12/6/16)
Field Goals Attempted	19 - Darell Combs at EKU (11/11/16)	18 - Malcolm Hill at Illinois (12/6/16)
Highest FG Pct. (min. 5 made)	.857 (6-7) - D.J. McCall at Miami (OH) (12/10/16)	1.000 (6-6) - Luke Fischer at Marquette (11/22/16)
3-Pt Field Goals Made	5 - Ron Patterson vs. E. Michigan (11/19/16)	3 - seven times
3-Pt Field Goals Attempted	10 - Darell Combs at Ball State (12/3/16)	12 - Sean Sellers at Ball State (12/3/16)
3-Pt FG Pct. (min. 3 made)	.556 (5-9) - Ron Patterson vs. E. Michigan (11/19/16)	.750 (3-4) - Paris Lee at Illinois State (11/26/16)
Free Throws Made	8 - Darell Combs at Marquette (11/22/16)	16 - Asante Gist at EKU (11/11/16)
Free Throws Attempted	9 - Evan Hall at Ball State (12/3/16)	22 - Asante Gist at EKU (11/11/16)
Free Throw Pct. (min. 5 made)	1.000 (8-8) - Darell Combs at Marquette (11/22/16)	1.000 (12-12) - Nick Mayo at EKU (11/11/16)
Offensive Rebounds	6 - D.J. McCall at Ball State (12/3/16)	6 - James Thompson IV vs. E. Michigan (11/19/16)
Defensive Rebounds	10 - Matt O'Leary vs. Howard (11/18/16)	10 - D.J. Wilson at Michigan (11/13/16)
Total Rebounds	13 - D.J. McCall at Ball State (12/3/16)	14 - D.J. Wilson at Michigan (11/13/16)
Assists	7 - Darell Combs vs. E. Michigan (11/19/16)	7 - Michael Weathers at Miami (OH) (12/10/16)
Turnovers	5 - twice	7 - Michael Weathers at Miami (OH) (12/10/16)
Blocked Shots	3 - Evan Hall at Miami (OH) (12/10/16)	5 - D.J. Wilson at Michigan (11/13/16)
Steals	4 - twice	4 - twice
Minutes Played (regulation game)	39 - Darell Combs at SIUE (11/26/16)	37 - Malcolm Hill at Illinois (12/6/16)
Minutes Played (OT game)	---	---

2016-2017 GAME-BY-GAME LEADERS / STARTING FIVES

<i>Opponent</i>	<i>Starting 5</i>	<i>Points</i>	<i>Rebounds</i>	<i>Assists</i>	<i>Blocks</i>	<i>Steals</i>
# St. Joseph's	Combs-Hall-O'Leary-Patterson-Thomas	2 tied w/ 14	2 tied w/ 7	2 tied w/ 4	5 tied w/ 1	3 tied w/ 1
at E. Kentucky	Combs-Hall-O'Leary-Patterson-Thomas	Combs (28)	Hall (10)	Combs (4)	2 tied w/ 2	3 tied w/ 1
at Michigan	Combs-Hall-O'Leary-Patterson-Thomas	Combs (22)	McCall (7)	K. Thomas (3)	2 tied w/ 1	3 tied w/ 1
Howard	Combs-Hall-O'Leary-Patterson-Thomas	Patterson (15)	O'Leary (10)	O'Leary (4)	---	2 tied w/ 2
E. Michigan	Combs-Hall-O'Leary-Patterson-Thomas	Patterson (17)	Hall (11)	Combs (7)	Hall (1)	4 tied w/ 2
at Marquette	Combs-Hall-O'Leary-Patterson-Thomas	2 tied w/ 15	O'Leary (9)	O'Leary (5)	---	Patterson (4)
at SIUE	Combs-Hall-O'Leary-Patterson-Thomas	O'Leary (22)	O'Leary (8)	Henderson (6)	2 tied w/ 1	2 tied w/ 2
at Illinois St.	Combs-Hall-O'Leary-Patterson-Thomas	O'Leary (17)	2 tied w/ 7	3 tied w/ 3	Patterson (2)	3 tied w/ 2
at Ball St.	Combs-Hall-O'Leary-Patterson-Thomas	Combs (21)	McCall (13)	K. Thomas (5)	2 tied w/ 1	O'Leary (4)
at Illinois	Combs-Hall-O'Leary-Patterson-Thomas	O'Leary (25)	2 tied w/ 6	Combs (4)	2 tied w/ 1	Patterson (2)
at Miami (OH)	Combs-Hall-O'Leary-Patterson-Thomas	McCall (14)	Hall (9)	K. Thomas (4)	Hall (3)	Patterson (3)
Urbana						
at Southern Utah						
at Northwestern						
Marian						
W. Illinois						
at N. Dakota St.						
at S. Dakota						
Omaha						
at Oral Roberts						
S. Dakota St.						
Denver						
at Fort Wayne						
at W. Illinois						
N. Dakota St.						
at Omaha						
Oral Roberts						
at S. Dakota St.						
at Denver						
Fort Wayne						
S. Dakota						
Summit Quarters						
Summit Semis						
Summit Finals						



Jason Gardner was named the eighth head coach in IUPUI men's basketball program's history on April 2, 2014. Gardner, the 1999 winner of the Indiana Mr. Basketball Award, spent a year on the University of Memphis bench and two seasons at Loyola prior to that.

In his first season on the Jaguars' bench, he guided IUPUI to 10 wins, more than tripling the program's Division I win total from a year prior. His hiring paid immediate dividends on the recruiting trail, as he immediately inked five Division I transfers, four of whom were former in-state

standouts.

In year two, Gardner led the Jags to a 13-win season against one of the nation's stiffest schedules, including a 9-7 mark in league play and a finish in the top half of the league standings.

Gardner has shown he's a proven recruiter, inking talent, both through high school signees, transfers and graduate transfers.

While at Memphis, Gardner helped the Tigers to a 24-10 record as Shaq Goodwin and Joe Jackson earned All-Conference accolades. In addition, Memphis forward Austin Nichols was a unanimous selection to the American Athletic Conference All-Rookie Team after averaging 9.1 points and 4.2 boards per game. Gardner was a college teammate of current Memphis Head Coach Josh Pastner at Arizona.

Prior to coming to Memphis, Gardner was an assistant under Porter Moser at Loyola, helping the Ramblers to an eight-game improvement from 2011-12 to 2012-13. He coached Ben Averkamp to All-Horizon League accolades for two straight seasons, while Loyola point guard Cully Payne was a Bob Cousy Award nominee. He also helped recruit one of the top signing classes in the Horizon League prior to the 2012-13 season. Gardner's coaching career began in 2010 when he served as an assistant at nearby Cathedral High School.

Gardner's racked up numerous accolades during his prestigious high school, college and professional playing careers. He was a 1999 McDonald's and Parade All-American while at North Central High School, finishing his prep career with a school record 1,669 points. He was a two-time Gatorade Circle of Champions Indiana Player of the Year and was named the 1998-99 Indianapolis County Player of the Year by The Indianapolis Star and Indianapolis News. His senior season, he helped NCHS to the IHSAA 4A state championship and Tournament of Champions title while averaging 22.6 points, 4.7 rebounds, 4.0 assists and 3.0 steals per game.

The 5-foot-10 point guard was recruited to the University of Arizona by legendary Head Coach Lute Olsen, where he was a four-year All-American for the Wildcats. He was the 2002-03 Naismith National Player of the Year and Lowe's Senior CLASS award recipient. He was the 2000 consensus National Freshman of the Year and closed his career as one of four players in Pac-12 history with 1,500 points, 500 assists and 200 steals for a career. He helped lead Arizona to two Pac-12 regular season titles (2000, 2003) and four consecutive NCAA Tournament berths. The Wildcats made three Sweet Sixteens (2001, 2002, 2003), two Elite Eights (2001, 2003) and were the NCAA national runner-up in 2001. All total, Arizona won 107 games during Gardner's four seasons and he still holds school records for games started (135) and minutes played (4,825), while ranking third in school history with 1,984 career points. He also finished second in threes made (318) and fourth in assists (622). He earned his degree from the university in 2011 in disciplinary studies.

Gardner later played professionally overseas for more than eight years, primarily in Germany. In 2009, he was named MVP of German Basketball Bundesliga after helping Oldenburg to the league crown, averaging 13.7 points, 4.0 assists and 3.0 boards per game. He was a two-time Basketball Bundesliga All-Star, including starting the 2007 game.

Gardner is married to the former Jacquelyn Maxberry and the couple has four children, Jasper, Jason Jr., Jacob and Jackson.



THE GARDNER FILE

School:Arizona, '11

Seasons with IUPUI: third season

Career Record:26-47 (3rd year)

Coaching Experience:

..... 2014-pres., Head Coach, IUPUI

..... 2013-14, Assistant Coach, Memphis

..... 2011-13, Assistant Coach, Loyola (Ill.)

.....2010-11, Assistant Coach, Cathedral H.S.



IUPUI PLAYER CAREER STATS

BRENNAN, Aaron

Season	gp-gs	min/avg	Total		3-Point		F-Throws		Rebounds				pf	fo	ast	to	blk	stl	Scoring	
			fg-fga	pct	fg-fga	pct	ft-fa	pct	off	def	tot	avg							pts	avg
2014-15	28-24	585/20.9	71-136	.522	3-8	.375	33-46	.717	36	52	88	3.1	72	1	27	44	7	21	178	6.4
2015-16	32-9	569/17.8	55-144	.382	1-9	.111	26-31	.839	37	78	115	3.6	68	0	33	31	11	12	137	4.3
2016-17	10-0	174/17.4	27-51	.529	4-10	.400	14-17	.824	6	24	30	3.0	29	1	6	11	3	4	72	7.2
TOTAL	70-33	1328/19.0	153-331	.462	8-27	.296	73-94	.777	79	154	233	3.3	169	2	66	86	21	37	387	5.5

COMBS, Darell

Season	gp-gs	min/avg	Total		3-Point		F-Throws		Rebounds				pf	fo	ast	to	blk	stl	Scoring	
			fg-fga	pct	fg-fga	pct	ft-fa	pct	off	def	tot	avg							pts	avg
2015-16	31-29	947/30.5	165-386	.427	58-139	.417	117-155	.755	12	58	70	2.3	93	3	68	101	1	31	505	16.3
2016-17	10-10	324/32.4	57-144	.396	19-63	.302	33-39	.846	4	11	15	1.5	29	1	35	25	1	8	166	16.6
TOTAL	41-39	1271/31.0	222-530	.419	77-202	.381	150-194	.773	16	69	85	2.1	122	4	103	126	2	39	671	16.4

FRASER, Giovanni

Season	gp-gs	min/avg	Total		3-Point		F-Throws		Rebounds				pf	fo	ast	to	blk	stl	Scoring	
			fg-fga	pct	fg-fga	pct	ft-fa	pct	off	def	tot	avg							pts	avg
2016-17	7-0	39/5.6	4-9	.444	0-0	.000	1-4	.250	2	3	5	0.7	12	0	0	3	1	0	9	1.3
TOTAL	7-0	39/5.6	4-9	.444	0-0	.000	1-4	.250	2	3	5	0.7	12	0	0	3	1	0	9	1.3

HALL, Evan

Season	gp-gs	min/avg	Total		3-Point		F-Throws		Rebounds				pf	fo	ast	to	blk	stl	Scoring	
			fg-fga	pct	fg-fga	pct	ft-fa	pct	off	def	tot	avg							pts	avg
2015-16	23-11	383/16.7	50-97	.515	1-1	1.000	19-47	.404	41	50	91	4.0	67	4	14	17	7	10	120	5.2
2016-17	10-10	199/19.9	24-41	.585	0-0	.000	15-41	.366	24	34	58	5.8	27	0	5	14	9	3	63	6.3
TOTAL	33-21	582/17.6	74-138	.536	1-1	1.000	34-88	.386	65	84	149	4.5	94	4	19	31	16	13	183	5.5

HENDERSON, T.J.

Season	gp-gs	min/avg	Total		3-Point		F-Throws		Rebounds				pf	fo	ast	to	blk	stl	Scoring	
			fg-fga	pct	fg-fga	pct	ft-fa	pct	off	def	tot	avg							pts	avg
2015-16	32-2	522/16.3	49-130	.377	22-64	.344	27-39	.692	5	48	53	1.7	48	1	35	44	2	30	147	4.6
2016-17	10-0	151/15.1	13-35	.371	7-23	.304	6-9	.667	4	8	12	1.2	16	1	16	7	0	8	39	3.9
TOTAL	42-2	673/16.0	62-165	.376	29-87	.333	33-48	.688	9	56	65	1.5	64	2	51	51	2	38	186	4.4

HUDSON, Chad

Season	gp-gs	min/avg	Total		3-Point		F-Throws		Rebounds				pf	fo	ast	to	blk	stl	Scoring	
			fg-fga	pct	fg-fga	pct	ft-fa	pct	off	def	tot	avg							pts	avg
2016-17	2-0	4/2.0	0-1	.000	0-0	.000	0-2	.000	0	2	2	1.0	0	0	0	0	0	1	0	0.0
TOTAL	2-0	4/2.0	0-1	.000	0-0	.000	0-2	.000	0	2	2	1.0	0	0	0	0	0	1	0	0.0

JAMES, Josh

Season	gp-gs	min/avg	Total		3-Point		F-Throws		Rebounds				pf	fo	ast	to	blk	stl	Scoring	
			fg-fga	pct	fg-fga	pct	ft-fa	pct	off	def	tot	avg							pts	avg
2013-14	21-0	122/5.8	17-25	.680	0-0	.000	9-11	.818	12	15	27	1.3	22	0	3	4	1	4	43	2.0
2014-15	31-13	396/12.8	38-79	.481	0-0	.000	22-32	.688	29	58	87	2.8	63	2	12	32	16	9	98	3.2
2016-17	10-0	63/6.3	4-12	.333	0-0	.000	7-9	.778	7	13	20	2.0	21	0	1	3	0	1	15	1.5
TOTAL	62-13	581/9.4	59-116	.509	0-0	.000	38-52	.731	48	86	134	2.2	106	2	16	39	17	14	156	2.5

McCALL, D.J.

Season	gp-gs	min/avg	Total		3-Point		F-Throws		Rebounds				pf	fo	ast	to	blk	stl	Scoring	
			fg-fga	pct	fg-fga	pct	ft-fa	pct	off	def	tot	avg							pts	avg
2014-15	31-15	664/21.4	52-124	.419	6-19	.316	39-61	.639	31	58	89	2.9	49	1	38	55	1	19	149	4.8
2016-17	10-0	188/18.8	18-37	.486	0-3	.000	21-35	.600	21	28	49	4.9	18	0	9	13	2	8	57	5.7
TOTAL	41-15	852/20.8	70-161	.435	6-22	.273	60-96	.625	52	86	138	3.4	67	1	47	68	3	27	206	5.0

IUPUI PLAYER CAREER STATS

O'LEARY, Matt

			Total		3-Point		F-Throws		Rebounds											Scoring	
Season	gp-gs	min/avg	fg-fga	pct	fg-fga	pct	ft-fta	pct	off	def	tot	avg	pf	fo	ast	to	blk	stl	pts	avg	
2015-16	32-32	896/28.0	128-264	.485	28-101	.277	45-78	.577	40	151	191	6.0	70	2	69	56	10	32	329	10.3	
2016-17	10-10	301/30.1	54-104	.519	16-41	.390	24-29	.828	11	58	69	6.9	24	0	27	15	5	8	148	14.8	
TOTAL	42-42	1197/28.5	182-368	.495	44-142	.310	69-107	.645	51	209	260	6.2	94	2	96	71	15	40	477	11.4	

PATTERSON, Ron

			Total		3-Point		F-Throws		Rebounds											Scoring	
Season	gp-gs	min/avg	fg-fga	pct	fg-fga	pct	ft-fta	pct	off	def	tot	avg	pf	fo	ast	to	blk	stl	pts	avg	
2016-17	10-10	256/25.6	32-80	.400	21-56	.375	4-8	.500	4	15	19	1.9	19	1	15	15	4	14	89	8.9	
TOTAL	10-10	256/25.6	32-80	.400	21-56	.375	4-8	.500	4	15	19	1.9	19	1	15	15	4	14	89	8.9	

SINN, Grant

			Total		3-Point		F-Throws		Rebounds											Scoring	
Season	gp-gs	min/avg	fg-fga	pct	fg-fga	pct	ft-fta	pct	off	def	tot	avg	pf	fo	ast	to	blk	stl	pts	avg	
2015-16	8-0	8/1.0	0-3	.000	0-3	.000	0-0	.000	0	1	1	0.1	0	0	0	1	0	0	0	0.0	
2016-17	1-0	1/1.0	0-1	.000	0-1	.000	0-0	.000	0	0	0	0.0	0	0	0	0	0	0	0	0.0	
TOTAL	9-0	9/1.0	0-4	.000	0-4	.000	0-0	.000	0	1	1	0.1	0	0	0	1	0	0	0	0.0	

THOMAS, Kellon

			Total		3-Point		F-Throws		Rebounds											Scoring	
Season	gp-gs	min/avg	fg-fga	pct	fg-fga	pct	ft-fta	pct	off	def	tot	avg	pf	fo	ast	to	blk	stl	pts	avg	
2016-17	10-10	295/29.5	21-80	.263	9-26	.346	20-21	.952	6	19	25	2.5	25	0	30	19	0	10	71	7.1	
TOTAL	10-10	295/29.5	21-80	.263	9-26	.346	20-21	.952	6	19	25	2.5	25	0	30	19	0	10	71	7.1	

THOMAS, Noah

			Total		3-Point		F-Throws		Rebounds											Scoring	
Season	gp-gs	min/avg	fg-fga	pct	fg-fga	pct	ft-fta	pct	off	def	tot	avg	pf	fo	ast	to	blk	stl	pts	avg	
2016-17	2-0	5/2.5	0-0	.000	0-0	.000	1-2	.500	0	0	0	0.0	3	0	0	1	0	0	1	0.5	
TOTAL	2-0	5/2.5	0-0	.000	0-0	.000	1-2	.500	0	0	0	0.0	3	0	0	1	0	0	1	0.5	

ACTIVE PLAYER CAREER RANKINGS

Games Played		Games Started		Minutes		Points		Rebounds		Assists		Steals	
1. Brennan	70	1. O'Leary	42	1. Brennan	1328	1. Combs	671	1. O'Leary	260	1. Combs	103	1. O'Leary	40
2. James	62	2. Combs	39	2. Combs	1271	2. O'Leary	469	2. Brennan	233	2. O'Leary	96	2. Combs	39
t-3. Henderson	42	3. Brennan	33	3. O'Leary	1197	3. Brennan	387	3. Hall	149	3. Brennan	66	3. Henderson	38
t-3. O'Leary	42	4. Hall	21	4. McCall	852	4. McCall	206	4. McCall	138	4. Henderson	51	4. Brennan	37
t-5. Combs	41	5. McCall	15	5. Henderson	673	5. Hall	177	5. James	134	5. McCall	47	5. McCall	27
t-5. McCall	41	6. James	13	6. Hall	582	6. Henderson	175	6. Combs	85	6. K. Thomas	30	t-6. James	14
7. Hall	33	t-7. Patterson	10	7. James	581	7. James	156	7. Henderson	65	7. Hall	19	t-6. Patterson	14
t-8. Patterson	10	t-7. K. Thomas	10	8. K. Thomas	295	8. Patterson	89	8. K. Thomas	25	8. James	16	8. Hall	13
t-8. K. Thomas	10	9. Henderson	2	9. Patterson	256	9. K. Thomas	71	9. Patterson	19	9. Patterson	15	9. K. Thomas	10
10. Sinn	9	t-10. Fraser	0	10. Fraser	39	10. Fraser	9	10. Fraser	5	t-10. Fraser	0	10. Hudson	1
11. Fraser	7	t-10. Hudson	0	11. Sinn	9	11. N. Thomas	1	11. Hudson	2	t-10. Hudson	0	t-11. Fraser	0
t-12. Hudson	2	t-10. Sinn	0	12. N. Thomas	5	t-12. Hudson	0	12. Sinn	1	t-10. Sinn	0	t-11. Sinn	0
t-12. N. Thomas	2	t-10. N. Thomas	0	13. Hudson	4	t-12. Sinn	0	13. N. Thomas	0	t-10. N. Thomas	0	t-11. N. Thomas	0

Field Goals Made		FG Attempts		Free Throws Made		FT Attempts		Threes Made		Threes Attempted		Blocks	
1. Combs	222	1. Combs	522	1. Combs	150	1. Combs	194	1. Combs	77	1. Combs	202	1. Brennan	21
2. O'Leary	182	2. O'Leary	368	2. Brennan	73	2. O'Leary	107	2. O'Leary	44	2. O'Leary	142	2. James	17
3. Brennan	153	3. Brennan	331	3. O'Leary	69	3. McCall	96	3. Henderson	29	3. Henderson	87	3. Hall	16
4. Hall	74	4. Henderson	165	4. McCall	60	4. Brennan	94	4. Patterson	21	4. Patterson	56	4. O'Leary	15
5. McCall	70	5. Hall	138	5. James	38	5. Hall	88	5. K. Thomas	9	5. Brennan	27	5. Patterson	4
6. Henderson	62	6. James	116	6. Hall	34	6. James	52	6. Brennan	8	6. K. Thomas	26	6. McCall	3
7. James	59	7. McCall	92	7. Henderson	33	7. Henderson	48	7. McCall	6	7. McCall	22	t-7. Combs	2
8. Patterson	32	t-8. Patterson	80	8. K. Thomas	20	8. K. Thomas	21	8. Hall	1	8. Sinn	4	t-7. Henderson	2
9. K. Thomas	21	t-8. K. Thomas	80	9. Patterson	4	9. Patterson	8	t-9. Fraser	0	t-9. Fraser	0	9. Fraser	1
10. Fraser	4	10. Fraser	9	t-10. Fraser	1	10. Fraser	4	t-9. Hudson	0	t-9. Hudson	0	t-10. Hudson	0
t-11. Hudson	0	t-10. Sinn	4	t-10. N. Thomas	1	t-11. Hudson	2	t-9. James	0	t-9. James	0	t-10. Sinn	0
t-11. Sinn	0	12. Hudson	1	t-12. Hudson	0	t-11. N. Thomas	2	t-9. Sinn	0	t-9. Sinn	0	t-10. K. Thomas	0
t-11. N. Thomas	0	13. N. Thomas	0	t-12. Sinn	0	13. Sinn	0	t-9. N. Thomas	0	t-9. N. Thomas	0	t-10. N. Thomas	0

IUPUI RETURNER/TRANSFER CAREER-HIGHS

#0 DARELL COMBS - CAREER HIGHS

Points:	32	vs. South Dakota (2/25/16)
Rebounds:	7	at Marquette (11/16/15)
Assists:	8	vs. Fort Wayne (2/27/16)
FG:	11	vs. South Dakota (2/25/16)
FGA:	20	vs. South Dakota (2/25/16)
3FG:	6	twice
3FGA:	11	vs. South Dakota (2/25/16)
FT:	9	twice
FTA:	14	at Indiana St. (11/13/15)
Blocks:	1	twice
Steals:	4	at Georgia State (11/27/15)
Minutes:	39	twice

#11 JOSH JAMES - CAREER HIGHS

Points:	17	vs. Judson (1/2/14)
Rebounds:	10	vs. Omaha (2/28/15)
Assists:	2	at Oral Roberts (1/7/15)
FG:	7	vs. Judson (1/2/14)
FGA:	8	vs. Judson (1/2/14)
3FG:	---	
3FGA:	---	
FT:	3	vs. Judson (1/2/14)
FTA:	4	at Evansville (12/6/14)
Blocks:	2	five times
Steals:	3	vs. South Dakota (1/24/15)
Minutes:	30	vs. Omaha (2/28/15)

#22 D.J. MCCALL - CAREER HIGHS

Points:	14	twice
Rebounds:	13	at Ball State (12/3/16)
Assists:	5	vs. Oral Roberts (2/5/15)
FG:	6	at Miami (Ohio) (12/10/16)
FGA:	9	at Marquette (11/22/16)
3FG:	2	at Milwaukee (11/19/14)
3FGA:	2	five times
FT:	7	at N.C. Central (12/29/14)
FTA:	10	at N.C. Central (12/29/14)
Blocks:	1	three times
Steals:	3	vs. Eastern Kentucky (12/13/14)
Minutes:	38	at North Dakota State (2/19/15)

#45 AARON BRENNAN - CAREER HIGHS

Points:	14	twice
Rebounds:	7	at Denver (2/4/16)
Assists:	4	vs. South Dakota (2/25/16)
FG:	7	vs. Ball State (11/22/14)
FGA:	11	at SIUE (11/26/16)
3FG:	1	eight times
3FGA:	3	at Marquette (11/16/15)
FT:	6	vs. Omaha (2/28/15)
FTA:	7	vs. Omaha (2/28/15)
Blocks:	3	at South Dakota (1/1/16)
Steals:	3	three times
Minutes:	34	vs. Omaha (2/28/15)

#1 T.J. HENDERSON - CAREER HIGHS

Points:	16	vs. Omaha (2/17/16)
Rebounds:	7	vs. North Dakota State (3/6/16)
Assists:	6	at SIUE (11/26/16)
FG:	6	vs. Omaha (2/17/16)
FGA:	10	at Butler (12/28/15)
3FG:	3	twice
3FGA:	6	three times
FT:	3	five times
FTA:	5	at Memphis (12/22/15)
Blocks:	1	at NC State (11/18/15)
Steals:	4	vs. Denver (1/16/16)
Minutes:	30	vs. South Alabama (11/24/15)

#15 MATT O'LEARY - CAREER HIGHS

Points:	25	at Illinois (12/6/16)
Rebounds:	12	vs. North Dakota State (3/6/16)
Assists:	9	vs. Fort Wayne (2/27/16)
FG:	9	three times
FGA:	15	at Illinois (12/6/16)
3FG:	4	twice
3FGA:	9	twice
FT:	7	at Illinois (12/6/16)
FTA:	8	at Illinois (12/6/16)
Blocks:	2	three times
Steals:	5	vs. Fort Wayne (2/27/16)
Minutes:	36	three times

#24 EVAN HALL - CAREER HIGHS

Points:	14	three times
Rebounds:	11	vs. Eastern Michigan (11/19/16)
Assists:	3	twice
FG:	6	twice
FGA:	8	three times
3FG:	1	at Indiana St. (11/13/15)
3FGA:	1	at Indiana St. (11/13/15)
FT:	4	three times
FTA:	9	at Ball State (12/3/16)
Blocks:	3	at Miami (Ohio) (12/10/16)
Steals:	2	three times
Minutes:	27	at South Dakota (1/1/16)

#5 KELLON THOMAS - CAREER HIGHS

Points:	22	twice
Rebounds:	5	six times
Assists:	6	three times
FG:	8	at NJIT (12/7/15)
FGA:	15	twice
3FG:	6	at NJIT (12/7/15)
3FGA:	11	at Miami (Ohio) (2/27/16)
FT:	11	at Ball State (1/19/16)
FTA:	13	vs. Ohio (1/16/16)
Blocks:	1	three times
Steals:	3	twice
Minutes:	35	vs. Eastern Michigan (11/19/16)

#20 GRANT SINN - CAREER HIGHS

Points:	-	---
Rebounds:	1	at Purdue (12/7/15)
Assists:	-	---
FG:	-	---
FGA:	1	four times
3FG:	-	---
3FGA:	1	four times
FT:	-	---
FTA:	-	---
Blocks:	-	---
Steals:	-	---
Minutes:	2	at Purdue (12/7/15)

#25 RON PATTERSON - CAREER HIGHS

Points:	17	vs. Eastern Michigan (11/19/16)
Rebounds:	5	vs. Eastern Michigan (11/19/16)
Assists:	4	five times
FG:	6	twice
FGA:	15	at Marquette (11/22/16)
3FG:	5	vs. Eastern Michigan (11/19/16)
3FGA:	9	vs. Eastern Michigan (11/19/16)
FT:	2	three times
FTA:	6	at Virginia Tech (1/3/15)
Blocks:	2	twice
Steals:	4	at Marquette (11/22/16)
Minutes:	31	twice

FIRST-YEAR PLAYER SEASON/CAREER-HIGHS

	#2 ANTHONY JONES	#12 CHAD HUDSON	#32 ELY JAH GOSS	#33 GIOVANNI FRASER	#35 NOAH THOMAS	#40 EVAN BOGGMAN
Points:	---	---	---	4 at Marquette	1 vs. Howard	---
Rebounds:	---	1 - twice	---	2 - twice	---	---
Assists:	---	---	---	---	---	---
FG:	---	---	---	2 at Marquette	---	---
FGA:	---	1 at Marquette	---	4 at Marquette	---	---
3FG:	---	---	---	---	---	---
3FGA:	---	---	---	---	---	---
FT:	---	---	---	1 vs. Howard	1 vs. Howard	---
FTA:	---	2 vs. Howard	---	2 - twice	2 vs. Howard	---
Blocks:	---	---	---	1 at Illinois St.	---	---
Steals:	---	1 vs. Howard	---	---	---	---
Minutes:	---	2 - twice	---	10 vs. Howard	3 vs. Howard	---

LAST FOUR BOX SCORES

GAME #7 • ILLINOIS STATE 77, IUPUI 63 (NORMAL, ILL.)

IUPUI 63 • 2-5

#	Player		Total		3-Ptr		Rebounds			PF	TP					Min
			FG-FGA	FG-FGA	FT-FTA	Off	Def	Tot	A			TO	Blk	Stl		
15	O'LEARY, Matt	f	8-14	1-3	0-0	0	7	7	3	17	3	0	1	0	33	
24	HALL, Evan	f	1-3	0-0	2-2	3	4	7	3	4	0	0	1	0	22	
00	COMBS, Darell	g	5-17	1-7	2-4	2	1	3	3	13	3	4	0	2	32	
05	THOMAS, Kellon	g	2-6	1-1	4-4	0	2	2	1	9	2	1	0	2	32	
25	PATTERSON, Ron	g	5-10	3-7	2-4	0	2	2	2	15	3	1	2	2	31	
01	HENDERSON, T.J.		0-0	0-0	0-0	0	0	0	1	0	0	0	0	0	11	
11	JAMES, Josh		0-0	0-0	0-0	0	0	0	0	0	0	1	0	0	1	
22	McCALL, D.J.		0-1	0-0	0-0	1	2	3	0	0	0	4	0	0	14	
33	FRASER, Giovanni		0-1	0-0	0-0	0	1	1	2	0	0	1	1	0	6	
45	BRENNAN, Aaron		0-2	0-1	5-6	0	4	4	2	5	0	1	0	0	18	
	Team					1	1	2				1				
Totals			21-54	6-19	15-20	7	24	31	17	63	11	14	5	6	200	

FG % 1st Half: 9-22 40.9% 2nd half: 12-32 37.5% Game: 21-54 38.9%
 3FG % 1st Half: 4-9 44.4% 2nd half: 2-10 20.0% Game: 6-19 31.6%
 FT % 1st Half: 7-9 77.8% 2nd half: 8-11 72.7% Game: 15-20 75.0%

Illinois State 77 • 3-2

#	Player		Total		3-Ptr		Rebounds			PF	TP	A TO Blk Stl				Min
			FG-FGA	FG-FGA	FT-FTA	Off	Def	Tot								
10	FAYNE, Phil	f	4-6	0-0	3-6	2	5	7	4	11	0	1	2	0	22	
11	MCINTOSH, MiKyle	f	5-15	0-2	4-6	1	6	7	0	14	3	3	3	0	31	
23	HAWKINS, Deontae	f	6-11	1-4	0-0	3	3	6	4	13	0	1	1	1	20	
01	LEE, Paris	g	7-9	3-4	1-2	2	4	6	2	18	6	2	0	2	30	
02	CLAYTON, DJ	g	4-8	1-2	3-7	1	7	8	2	12	4	2	0	0	32	
03	EVANS, Keyshawn		1-5	0-3	0-0	2	1	3	3	2	3	2	0	2	19	
05	HEIN, Matt		0-0	0-0	0-0	0	0	0	0	0	0	0	0	0	1	
12	WILLS, Tony		3-4	1-2	0-0	1	2	3	2	7	0	0	2	1	22	
25	WASHINGTON, Andre		0-1	0-0	0-0	0	0	0	1	0	1	1	1	1	8	
25	WILLIAMS, Madison		0-1	0-1	0-0	0	0	0	2	0	1	1	0	0	14	
31	THOMPSON, Javaka		0-0	0-0	0-0	0	1	1	0	0	0	0	0	0	1	
Team						1	0	1								
Totals			30-60	6-18	11-21	13	29	42	20	77	18	13	9	7	200	

FG % 1st Half: 19-35 54.3% 2nd half: 11-25 44.0% Game: 30-60 50.0%
 3FG % 1st Half: 4-12 33.3% 2nd half: 2-6 33.3% Game: 6-18 33.3%
 FT % 1st Half: 2-4 50.0% 2nd half: 9-17 52.9% Game: 11-21 52.4%

Officials: Randy Heimerman, Jeff Malham, K.B. Burdett Jr.
 Technical fouls: IUPUI-None. Illinois State-None.
 Attendance: 3717

Score by periods	1st	2nd	Total
IUPUI	29	34	63
Illinois State	44	33	77

Last FG - IUPUI 2nd-01:35, ILS 2nd-01:01.
 Largest lead - IUPUI by 3 1st-18:57, ILS by 18 1st-00:11.
 IUPUI led for 02:18. ILS led for 35:09. Game was tied for 02:33.

Score tied - 3 times.
 Lead changed - 6 times.

GAME #8 • IUPUI 73, BALL STATE 62 (MUNCIE, IND.)

IUPUI 73 • 3-5

#	Player		Total		3-Ptr		Rebounds			PF	TP	A TO Blk Stl				Min
			FG-FGA	FG-FGA	FT-FTA	Off	Def	Tot								
15	O'LEARY, Matt	f	9-12	2-3	0-0	0	3	3	1	20	3	3	1	4	36	
24	HALL, Evan	f	5-7	0-0	4-9	3	3	6	3	14	0	1	0	0	24	
00	COMBS, Darell	g	6-17	4-10	5-5	0	1	1	2	21	4	2	1	1	33	
05	THOMAS, Kellon	g	2-6	0-0	2-2	1	3	4	4	6	5	2	0	1	34	
25	PATTERSON, Ron	g	0-3	0-3	0-0	0	1	1	1	0	1	2	0	1	20	
01	HENDERSON, T.J.		0-2	0-2	0-0	0	0	0	1	0	1	0	0	0	12	
11	JAMES, Josh		0-0	0-0	0-0	0	2	2	1	0	0	0	0	0	8	
22	McCALL, D.J.		1-3	0-1	4-7	6	7	13	0	6	2	0	0	1	21	
45	BRENNAN, Aaron		2-6	0-1	2-2	0	2	2	3	6	0	1	0	0	12	
Team						4	2	6								
Totals			25-56	6-20	17-25	14	24	38	16	73	16	11	2	8	200	

FG % 1st Half: 10-25 40.0% 2nd half: 15-31 48.4% Game: 25-56 44.6%
 3FG % 1st Half: 2-9 22.2% 2nd half: 4-11 36.4% Game: 6-20 30.0%
 FT % 1st Half: 7-9 77.8% 2nd half: 10-16 62.5% Game: 17-25 68.0%

Ball State 62 • 4-4

#	Player		Total		3-Ptr		Rebounds			PF	TP	A TO Blk Stl				Min
			FG-FTA	FG-FA	FT-FTA	Off	Def	Tot	A			TO	Blk	Stl		
15	HOUSE, Franko	f	2-3	0-1	0-0	3	1	4	4	4	4	4	4	0	0	23
34	SELLERS, Sean	f	4-14	3-12	1-2	1	1	2	0	12	2	1	0	0	0	33
41	MOSES, Trey	c	6-8	0-0	1-4	5	5	10	3	13	3	2	0	0	0	31
00	KIAPWAY, Francis	g	5-8	3-6	1-2	0	0	0	4	14	1	0	0	0	0	33
02	PERSONS, Tayler	g	5-13	2-3	0-0	0	3	3	1	12	5	4	0	1	33	33
14	MALLERS, Kyle		0-2	0-1	0-0	1	0	1	1	0	0	0	0	0	0	5
25	TEAGUE, Tahjai		1-8	0-3	0-2	0	7	7	2	2	1	0	3	0	0	20
33	WEBER, Ryan		2-6	1-3	0-0	1	1	2	5	5	0	2	0	0	0	17
35	GUEYE, DouDou		0-0	0-0	0-0	0	0	0	1	0	0	0	0	0	0	5
Team						5	4	9				1				
Totals				25-62	9-29	3-10	16	22	38	21	62	16	14	3	1	200

FG % 1st Half: 14-29 48.3% 2nd half: 11-33 33.3% Game: 25-62 40.3%
 3FG % 1st Half: 6-16 37.5% 2nd half: 3-13 23.1% Game: 9-29 31.0%
 FT % 1st Half: 2-8 25.0% 2nd half: 1-2 50.0% Game: 3-10 30.0%

Officials: Tyler Kumpf, Todd Von Sossan, Donnie Olson
 Technical fouls: IUPUI-TEAM. Ball State-None.
 Attendance: 2994
 BSU Ryan Weber fouled out @5:23

Score by periods	1st	2nd	Total
IUPUI	29	44	73
Ball State	36	26	62

	In	Off	2nd	Fast	Bench
Points IUPUI	30	17	13	2	12
BSU	26	12	15	2	7

Last FG - IUPUI 2nd-00:51, BSU 2nd-01:31.
 Largest lead - IUPUI by 11 2nd-00:20, BSU by 11 2nd-16:04.
 IUPUI led for 06:46. BSU led for 29:33. Game was tied for 03:41.

Score tied - 2 times.
 Lead changed - 2 times.

GAME #9 • ILLINOIS 85, IUPUI 77 (CHAMPAIGN, ILL.)

IUPUI 77 • 3-6

#	Player		Total		3-Ptr		Rebounds			PF	TP	A TO Blk Stl				Min
			FG-FTA	FG-FGA	FT-FTA	Off	Def	Tot								
15	O'LEARY, Matt	f	7-15	4-9	7-8	2	4	6	2	25	1	1	0	0	33	
24	HALL, Evan	f	5-7	0-0	0-2	3	3	6	1	10	0	2	1	0	23	
00	COMBS, Darell	g	7-15	1-6	3-3	1	2	3	3	18	4	4	0	1	35	
05	THOMAS, Kellon	g	2-10	1-5	1-1	0	3	3	2	6	1	2	0	1	31	
25	PATTERSON, Ron	g	1-4	1-3	0-0	1	1	2	3	3	2	3	0	2	25	
01	HENDERSON, T.J.		0-1	0-1	0-0	0	0	0	0	0	1	0	0	1	11	
11	JAMES, Josh		0-1	0-0	2-2	0	2	2	2	2	0	1	0	0	6	
22	McCALL, D.J.		3-4	0-1	2-2	1	0	1	3	8	1	0	0	1	18	
33	FRASER, Giovanni		0-0	0-0	0-0	0	0	0	1	0	0	0	0	0	2	
45	BRENNAN, Aaron		2-3	1-1	0-0	0	2	2	3	5	0	1	1	1	16	
Team						3	0	3								
Totals				27-60	8-26	15-18	11	17	28	20	77	10	14	2	7	200

FG % 1st Half: 14-27 51.9% 2nd half: 13-33 39.4% Game: 27-60 45.0%
 3FG % 1st Half: 3-10 30.0% 2nd half: 5-16 31.3% Game: 8-26 30.8%
 FT % 1st Half: 11-12 91.7% 2nd half: 4-6 66.7% Game: 15-18 83.3%

Illinois 85 • 7-3

#	Player		Total		3-Ptr		Rebounds			PF	TP	A TO Blk Stl				Min
			FG-FA	FG-FGA	FT-FTA	Off	Def	Tot								
12	Black, Leron	f	4-6	0-1	8-9	1	8	9	3	16	2	3	0	2	24	
33	Thorne Jr., Mike	c	3-6	0-0	1-1	2	1	3	2	7	1	1	0	0	17	
05	Coleman-Lands, Jalen	g	3-6	3-5	0-1	0	1	1	2	9	1	1	0	0	28	
13	Abrams, Tracy	g	2-4	0-2	3-4	0	3	3	2	7	6	2	0	4	31	
21	Hill, Malcolm	g	11-18	3-5	7-8	0	4	4	0	32	1	2	0	0	37	
00	Williams, D.J.		2-3	1-2	0-0	0	0	0	0	5	0	1	0	0	8	
01	Tate, Jaylon		0-0	0-0	2-3	0	1	1	2	2	0	2	0	1	12	
03	Lucas, Te'Jon		0-0	0-0	0-0	0	1	1	0	0	2	1	0	0	11	
22	Morgan, Maverick		2-5	0-0	2-2	1	0	1	3	6	1	1	2	0	16	
23	Jordan, Aaron		0-0	0-0	0-0	0	0	0	0	0	0	0	0	0	3	
43	Finke, Michael		0-1	0-1	1-2	0	2	2	1	1	0	1	0	0	13	
	Team					3	1	4								
	Totals		27-49	7-16	24-30	7	22	29	15	85	14	15	2	7	200	